



Description

IP66, Class I. IK07. Marine-grade, all-aluminium construction. 5CE superior corrosion protection + primer including PCS hardware. Safety glass lens. Silicone CCG® Controlled Compression Gasket. Luminaire is factory-sealed and does not need to be opened during installation. Integral EC electronic converter in thermally-separated compartment. Advanced thermal management protects LEDs while optimising lumens output. CAD-optimised optics for superior illumination and glare control. OLC® One LED Concept. Two cable entries. Knuckle permits 350° horizontal and 180° vertical aiming of optics.

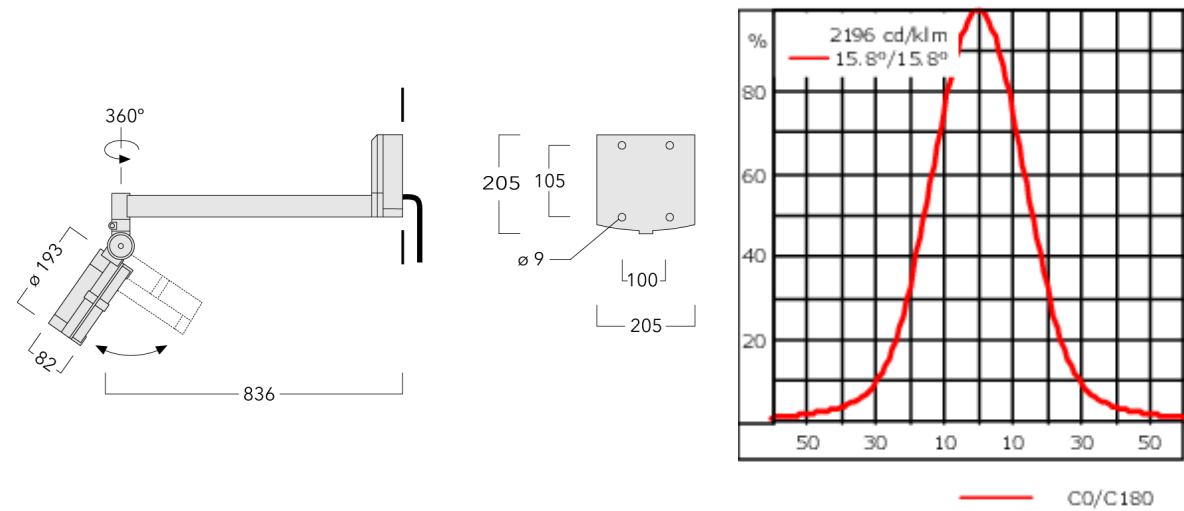
2700 K option available on request.

Weight	5.80 kg
Light distribution	symmetric, medium beam [M]
Light source	LED-24/48W / 700 mA - 3000 K
CRI	80
Power supply	EC
LEDs	24
Rated input power	54 W

Nominal Lumen (lm)	
LED Lumen	290
Total Lumen	6960
Tj	85

Rated lumens (lm)	
LED Lumen	252
Total Lumen	6047.2
Ta	25

FLC141 LED - Wall bracket



Specifications
Material description

Body	Marine-grade, die-cast aluminium alloy
Lens	Safety glass lens
Colours	<div><div></div> RAL9004 Signal black</div> <div><div></div> RAL9006 White aluminium</div> <div><div></div> RAL9007 Grey aluminium</div>
Gasket	Silicone CCG® Controlled Compression Gasket
Fasteners	PCS Polymer Coated Stainless Steel Hardware (unpainted)
Ingress protection	IP66
Impact resistance	IK07
Corrosion resistance	5CE+Primer

Electrical description

Power supply	230V / 50 Hz
Driver / Ballast	Integral EC electronic converter in thermally-separated compartment

Additional information

Lifetime	Ta=40° L90B10 > 90000h
Warranty	The product is supplied with 10-year warranty. Please refer to the LED Warranty Statement located on www.we-ef.com for further details.

Optical Accessories

Glare shield

Description	Part ID	A	C1
Glare shield ES	146-0229	120	145



Snoot

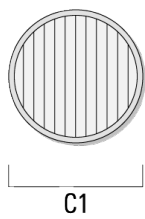
Description	Part ID	A	C1
Snoot ET	146-0398	120	145



FLC141 LED - Wall bracket

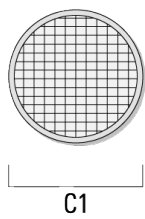
Linear spread lens

Description	Part ID	C1
IO-180-FLC141-LED	146-0439	145



Surface wash lens

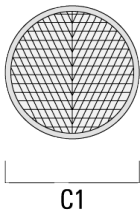
Description	Part ID	C1
IO-360-FLC141-LED	146-9950	145



FLC141 LED - Wall bracket

Wallwash lens

Description	Part ID	C1
IO-20-WW-FLC141-LED	146-0646	145



Linear louvre

Description	Part ID	C1
Linear louvre IL for FLC141 LED	146-9056	145



Honeycomb louvre

Description	Part ID	C1
IW-FLC141-LED	146-0626	145



146-7054

FLC141 LED - Wall bracket

we-ef

Control

DALI interface

Description	Part ID	Additional information
DALI interface	430-0013	<p>DALI variant. The luminaire is equipped with a DT6 Dali driver (Dali 2.0).</p> <p>Dali 2.0</p> <ul style="list-style-type: none">-Application controllers and Input devices defined-Single-masters and multi-masters allowed-Event priorities defined-Separate addressing & grouping from control gear <p>Note: Mixing Dali 1 and Dali 2.0 drivers can cause problems because the addressing and the command scope has changed!</p>

WE-EF LIGHTING Pty Ltd

47 Tarnard Drive, 3195 Braeside, Victoria - Phone: +61 3 8587 0444 - Fax: +61 3 8587 0499

info.australia@we-ef.com - <https://we-ef.com/aus>

Subject to technical changes and errors. - Generated on 14/08/2025