



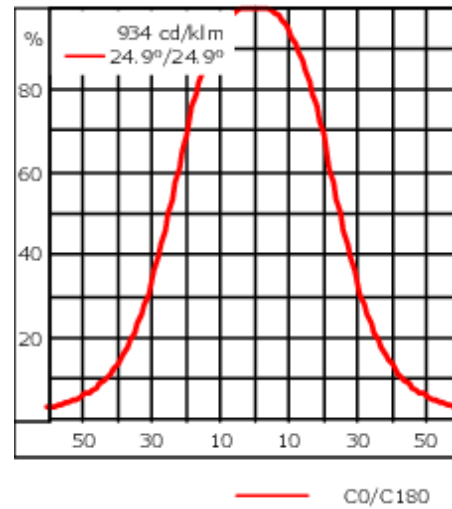
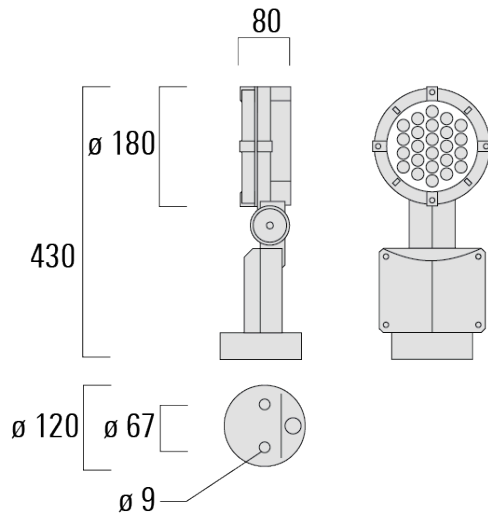
Description

IP66, Class I. IK07. Marine-grade, die-cast aluminium alloy. 5CE superior corrosion protection including PCS hardware. Safety glass lens. Silicone CCG® Controlled Compression Gasket.

Integral EC electronic converter in thermally-separated compartment. Advanced thermal management protects LEDs while optimising lumens output. CAD-optimised optics for superior illumination and glare control. OLC® One LED Concept. Optional 2200 K version available. To be specified at time of ordering.

| | |
|---------------------------|------------------------------|
| Weight | 4.40 kg |
| Light distribution | symmetric, wide beam [B] |
| Light source | LED-24/48W / 700 mA - 3000 K |
| CRI | 80 |
| Power supply | EC |
| LEDs | 24 |
| Rated input power | 54 W |
| Nominal Lumen (lm) | |
| LED Lumen | 290 |
| Total Lumen | 6960 |
| Tj | 85 |
| Rated lumens (lm) | |
| LED Lumen | 224.5 |
| Total Lumen | 5388.5 |
| Ta | 25 |

FLC141 LED Surface mounted



Specifications

Material description

| | |
|----------------------|--|
| Body | Marine-grade, die-cast aluminium alloy |
| Lens | Safety glass lens |
| Colours | <div style="display: flex; align-items: center;"> <div style="width: 20px; height: 15px; background-color: black; margin-right: 5px;"></div> <div>RAL9004 Signal black</div> </div> <div style="display: flex; align-items: center; margin-top: 5px;"> <div style="width: 20px; height: 15px; background-color: grey; margin-right: 5px;"></div> <div>RAL9007 Grey aluminium</div> </div> <div style="display: flex; align-items: center; margin-top: 5px;"> <div style="width: 20px; height: 15px; background-color: darkgrey; margin-right: 5px;"></div> <div>RAL7016 Anthracite grey</div> </div> <div style="display: flex; align-items: center; margin-top: 5px;"> <div style="width: 20px; height: 15px; background-color: lightgrey; margin-right: 5px;"></div> <div>RAL9016 Traffic white</div> </div> |
| Gasket | Silicone CCG® Controlled Compression Gasket |
| Fasteners | PCS hardware |
| Ingress protection | IP66 |
| Impact resistance | IK07 |
| Corrosion resistance | 5CE |
| Windage | 0.057 m ² |

Electrical description

| | |
|------------------|---|
| Power supply | 220-240V / 50-60 Hz |
| Driver / Ballast | Integral EC electronic converter in thermally-separated compartment |

WE-EF LIGHTING (Thailand) Co., Ltd.

57 Moo 5, Kingkaew Rd., Bangplee, 10540 Samutprakarn - Phone: +66 2 738 96 20 - Fax: +66 2 738 96 29

<https://we-ef.com/asia>

Subject to technical changes and errors. - Generated on 23/11/2024

146-7062

we-ef

FLC141 LED Surface mounted

Additional information

| | |
|----------|------------------------|
| Lifetime | Ta=25° L90B10 > 90000h |
|----------|------------------------|

WE-EF LIGHTING (Thailand) Co., Ltd.

57 Moo 5, Kingkaew Rd., Bangplee, 10540 Samutprakarn - Phone: +66 2 738 96 20 - Fax: +66 2 738 96 29

<https://we-ef.com/asia>

Subject to technical changes and errors. - Generated on 23/11/2024

Optical Accessories

Glare shield

| Description | Part ID | A | C1 |
|-----------------|----------|-----|-----|
| Glare shield ES | 146-0229 | 120 | 145 |



Snoot

| Description | Part ID | A | C1 |
|-------------|----------|-----|-----|
| Snoot ET | 146-0398 | 120 | 145 |



FLC141 LED Surface mounted

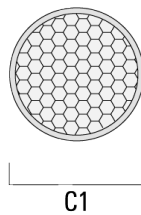
Linear louvre

| Description | Part ID | C1 |
|------------------|----------|-----|
| Linear louvre IL | 146-9056 | 145 |



Honeycomb louvre

| Description | Part ID | C1 |
|---------------------|----------|-----|
| Honeycomb louvre IW | 146-0626 | 145 |



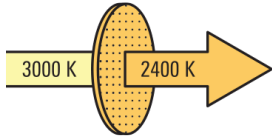
146-7062

we-ef

FLC141 LED Surface mounted

Colour correction filter

| Description | Part ID |
|------------------|----------|
| IF-3000K > 2400K | 146-9058 |



WE-EF LIGHTING (Thailand) Co., Ltd.

57 Moo 5, Kingkaew Rd., Bangplee, 10540 Samutprakarn - Phone: +66 2 738 96 20 - Fax: +66 2 738 96 29

<https://we-ef.com/asia>

Subject to technical changes and errors. - Generated on 23/11/2024

Mounting Accessories

Pole clamp

| Description | Part ID | D1 | Weight (kg) | D |
|---------------------------------------|----------|-------|-------------|-------|
| Pole clamp SP1-2/M8, single (Ø 76-89) | 146-0246 | 76-89 | 1.20 | 76-89 |



| | | | | |
|---------------------------------------|----------|-------|---|-------|
| Pole clamp SP2-2/M8, double (Ø 38-60) | 146-0247 | 38-60 | 1 | 38-66 |
|---------------------------------------|----------|-------|---|-------|



FLC141 LED Surface mounted

| Description | Part ID | D1 | Weight (kg) | D |
|---------------------------------------|----------|-------|-------------|-------|
| Pole clamp SP2-2/M8, double (Ø 76-89) | 146-0248 | 76-89 | 1.20 | 76-89 |



| | | | | |
|---------------------------------------|----------|-------|---|-------|
| Pole clamp SP1-2/M8, single (Ø 38-60) | 146-0245 | 38-60 | 1 | 38-66 |
|---------------------------------------|----------|-------|---|-------|



FLC141 LED Surface mounted

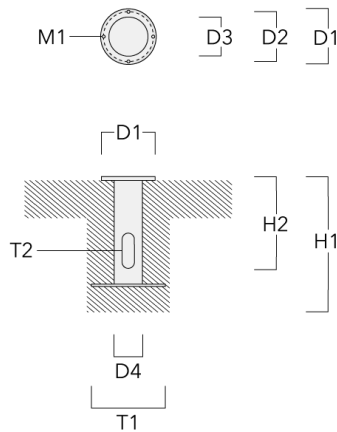
Short post

| Description | Part ID | D1 | D2 | H1 | M1 | Weight (kg) |
|---------------------|----------|-----|-----|-----|----|-------------|
| Short post EM1-2/M8 | 146-0253 | 160 | 130 | 200 | 9 | 1.10 |



Planted root

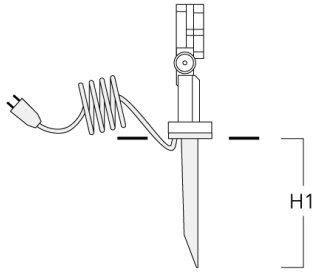
| Description | Part ID | D1 | D2 | D3 | D4 | H1 | H2 | M1 | T1 | T2 | Weight (kg) |
|-------------------|-------------|-----|-----|----|----|-----|-----|----|-----|----------|-------------|
| Planted root ESV4 | 300-0461-AP | 150 | 130 | 60 | 89 | 400 | 350 | 8 | 200 | 50 x 100 | 3.85 |



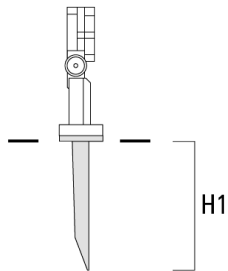
FLC141 LED Surface mounted

Ground spike

| Description | Part ID | H1 | Weight (kg) |
|---|----------|-----|-------------|
| Ground spike EF1 (including cable and plug) | 146-0251 | 270 | 0.40 |



| | | | |
|---|----------|-----|------|
| Ground spike EF1 (without cable and plug) | 146-0250 | 270 | 0.40 |
|---|----------|-----|------|



146-7062

we-ef

FLC141 LED Surface mounted

Junction box

| Description | Part ID | D1 | D2 | M1 | Weight (kg) |
|------------------|----------|-----|----|----|-------------|
| Junction box JB1 | 310-9000 | 135 | 67 | 9 | 1.6 |

