

FLC141 LED POST



Description

IP66. Class I. IK07. Marine-grade, die-cast aluminum alloy. 5CE superior corrosion protection including PCS hardware. Silicone CCG® Controlled Compression Gasket. Safety glass lens. CAD-optimized optics for superior illumination and glare control. OLC® One LED Concept. Factory-installed LED circuit board. 0-10V Dimming comes standard with luminaire. Luminaire is factory-sealed and does not need to be opened during installation.

Knuckle permits 350° horizontal and 90° vertical aiming of optics.

Specify product with 7 Digit product code - Finish Color. Accessories, such as mounting, optical, and electrical, must be specified separately.

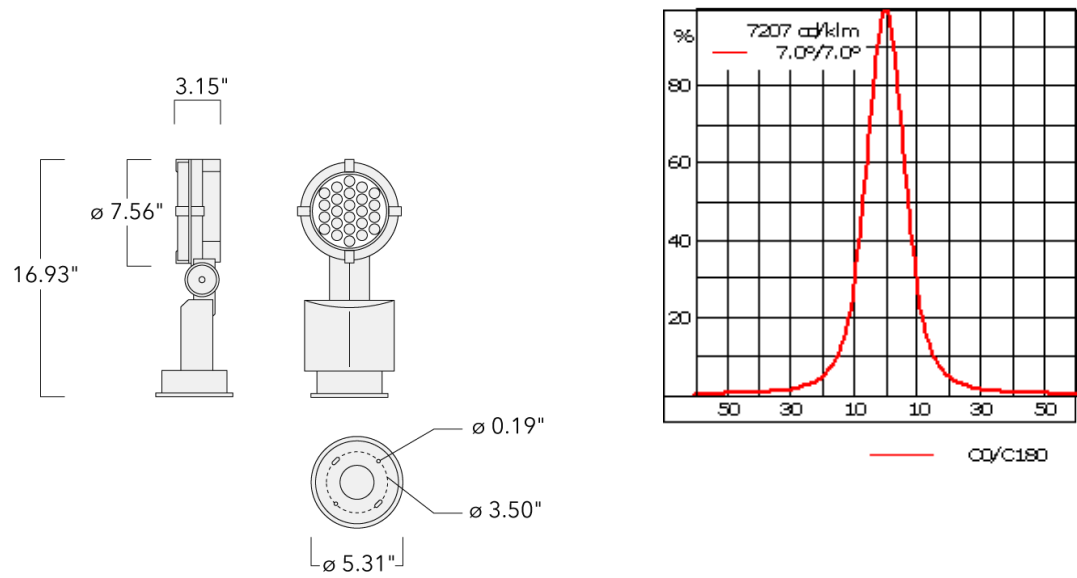
Example: XXX-XXXX-9004 (Black).
+ XXX-XXXX (Accessory 1)

| | |
|--------------------|----------------------------------|
| Weight | 9.70 lb |
| Light distribution | symmetric, very narrow beam [VN] |
| Light source | LED-24/48W / 700 mA - 4000 K |
| CRI | 80 |
| Power supply | electronic gear |
| LEDs | 24 |
| Rated input power | 54 W |

| | |
|--------------------|------|
| Nominal Lumen (lm) | |
| LED Lumen | 310 |
| Total Lumen | 7440 |
| Tj | 85 |

| | |
|-----------------------|--------|
| Delivered lumens (lm) | |
| LED Lumen | 266.6 |
| Total Lumen | 6398.9 |
| Ta | 25 |

FLC141 LED POST



Specifications
Material description

| | |
|----------------------|---|
| Body | Marine-grade, die-cast aluminium alloy |
| Lens | Safety glass lens |
| Colors | <div><div></div> RAL9004 Black</div> <div><div></div> RAL9007 Grey Metallic</div> <div><div></div> RAL9016 White</div> <div><div></div> RAL8019 Dark Bronze</div> |
| Gasket | Silicone rubber gasket |
| Fasteners | PCS polymer coated stainless steel |
| Ingress protection | IP66 |
| Impact resistance | IK07 |
| Corrosion resistance | 5CE |
| Windage | 0.057 m ² |

Electrical description

| | |
|------------------|---|
| Power supply | Integral [ECG] electronic driver 120V-277V. 0-10V dimmable, to be specified with order. |
| Driver / Ballast | Integral EC electronic converter in thermally-separated compartment |
| Surge protection | Integral 10kV Surge Protector |

FLC141 LED POST

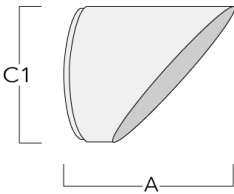
Additional information

| | |
|----------|--|
| Lifetime | Ta=25°/40° L90B10 > 90000h |
| Listings | ETL, UL-1598, CSA-C22.2#250.0. Suitable for Wet Locations. |

Optical Accessories

Glare shield

| Description | Part ID | A | C1 |
|-----------------|----------|------|------|
| Glare shield ES | 146-0229 | 4.72 | 5.71 |



FLC141 LED POST

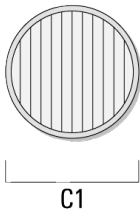
Snoot

| Description | Part ID | A | C1 |
|-------------|----------|------|------|
| Snoot ET | 146-0398 | 4.72 | 5.70 |



Linear spread lens

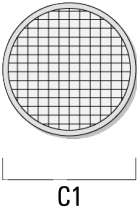
| Description | Part ID | C1 |
|-------------------|----------|------|
| IO-180-FLC141-LED | 146-0439 | 5.70 |



FLC141 LED POST

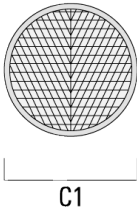
Softening Lens

| Description | Part ID | C1 |
|-------------------|----------|------|
| IO-360-FLC141-LED | 146-0624 | 5.71 |



Wallwash lens

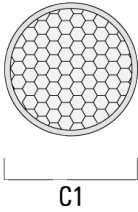
| Description | Part ID | C1 |
|---------------------|----------|------|
| IO-20-WW-FLC141-LED | 146-0646 | 5.70 |



FLC141 LED POST

Honeycomb louvre

| Description | Part ID | C1 |
|---------------|----------|------|
| IW-FLC141-LED | 146-0626 | 5.70 |



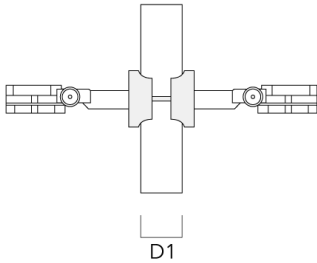
Mounting Accessories

Pipe clamp SP

| Description | Part ID | D1 | M1 | Weight (lb) | D |
|---|----------|-------|----|-------------|-------|
| SP1-2/M8 Pipe clamp, single (Ø 3"-3.5") | 146-0246 | 3-3.5 | | 1.20 | 76-89 |

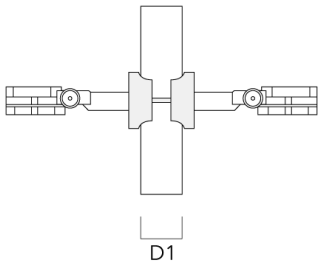


| | | | | | |
|--|----------|-------------|-----|----------|-------|
| SP2-2/M8 Pipe clamp, double (Ø 1.5"-2.36") | 146-0247 | 1.50"-2.36" | .35 | 2.20 lbs | 38-66 |
|--|----------|-------------|-----|----------|-------|

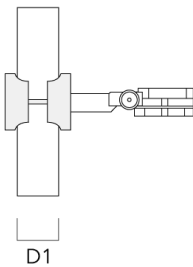


FLC141 LED POST

| Description | Part ID | D1 | M1 | Weight (lb) | D |
|---|----------|-----------|----|-------------|-------|
| SP2-2/M8 Pipe clamp, double (Ø 3"-3.5") | 146-0248 | 3.0"-3.5" | | 2.65 lbs | 76-89 |



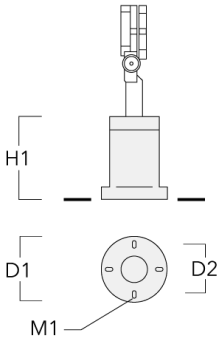
| | | | | |
|--|----------|-------|---|-------|
| SP1-2/M8 Pipe clamp, single (Ø 1.5"-2.36") | 146-0245 | 38-60 | 1 | 38-66 |
|--|----------|-------|---|-------|



FLC141 LED POST

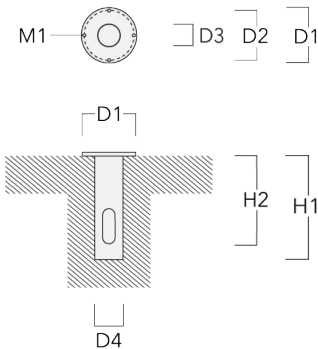
Short post EM

| Description | Part ID | D1 | D2 | H1 | M1 | Weight (lb) |
|-------------|----------|-----|------|------|------|-------------|
| EM1-2/M8 | 146-0253 | 6.3 | 5.12 | 7.87 | 0.35 | 3.00 |



Planted root

| Description | Part ID | D1 | D2 | D3 | D4 | H1 | H2 | M1 | Weight (lb) |
|-------------------|----------|------|------|------|------|-------|-------|-----|-------------|
| Planted root ESV4 | 300-0461 | 5.71 | 5.12 | 4.01 | 4.25 | 15.75 | 13.78 | .31 | 15.50 |



FLC141 LED POST

Junction box JB1

| Description | Part ID | D1 | D2 | M1 | Weight (lb) |
|------------------|----------|------|------|------|-------------|
| JB1 Junction box | 310-9000 | 5.31 | 2.64 | 0.35 | 3.53 |

