

Description

IP55. Class I. IK10. Marine-grade, die-cast aluminum alloy. 5CE superior corrosion protection including PCS hardware. Silicone CCG® Controlled Compression Gasket. Polycarbonate main lens. CAD-optimized indirect optics for superior illumination and glare control. 0-10V Dimming comes standard with luminaire.

Recommended mounting height 10-20 ft.

Specify product with 7 Digit product code - Finish Color. Accessories, such as mounting, optical, and electrical, must be specified separately.

Example: XXX-XXXX-9004 (Black)

+ XXX-XXXX (Accessory 1)

Weight	17.00 lb
Light distribution	symmetric distribution [C60]
Light source	LED-FT-17W (3000K)
CRI	80
Power supply	electronic gear
BUG	B1 U3 G1
LEDs	1
Rated input power	20 W

Delivered lumens (lm)

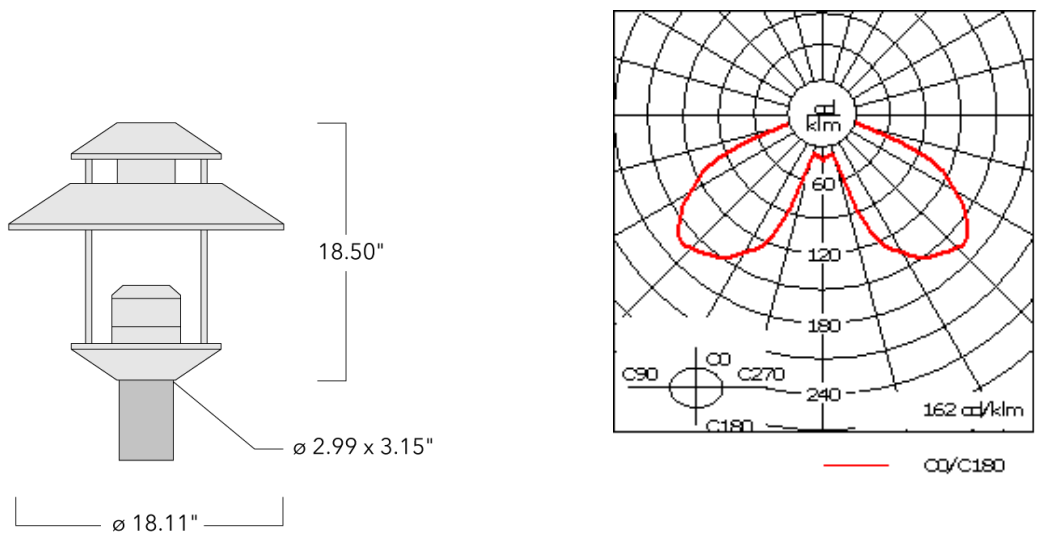
LED Lumen	1863.3
Total Lumen	1863.3
Ta	25

Nominal Lumen (lm)

LED Lumen	3070
Total Lumen	3070
Tc	25

WE-EF LIGHTING USA, LLC

410-D Keystone Drive, 15086 Warrendale, PA 15086 - Phone: +1 724 742 0030
customersupport.usa@we-ef.com - <https://we-ef.com/us>
Subject to technical changes and errors. - Generated on 08/15/2025



Specifications
Material description

Body	Marine-grade, die-cast aluminium alloy
Lens	Clear polycarbonate outer lens
Colors	<div><div></div> RAL9004 Black</div> <div><div></div> RAL9007 Grey Metallic</div> <div><div></div> RAL9016 White</div> <div><div></div> RAL8019 Dark Bronze</div>
Gasket	Silicone rubber gasket
Fasteners	PCS Polymer Coated Stainless Steel hardware
Ingress protection	IP55
Impact resistance	IK10
Corrosion resistance	5CE
Windage	0.11 m ²

Electrical description

Power supply	Integral [ECG] electronic driver 120V-277V. 0-10V dimmable, to be specified with order.
Driver / Ballast	Integral EC electronic converter
Power factor	> 0.9
Surge protection	In-line bracket 10kV Surge Protector

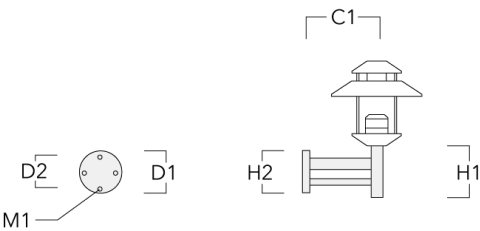
Additional information

Lifetime	Ta=25°/40° L70B50 > 50000h
BUG Rating	Please see individual Spec Sheets for classification of Backlight, Uplight and Glare.
Listings	ETL, UL-1598, CSA-C22.2#250.0. Suitable for Wet Locations.

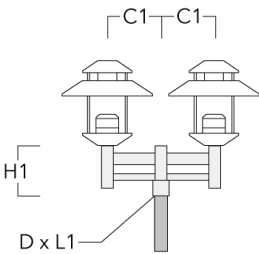
Mounting Accessories

Wall and pole brackets AZ

Description	Part ID	C1	D1	D2	D × L1	H1	H2	L	M1	Weight (lb)	C	H
AZ0-300 Wall bracket, single	155-0269	11.81	10.83	9.25		13.78	10.83		0.47	7.94	300	270



AZ20-300 Pole bracket, double	155-0550	11.81			3 x 3	15.35		2.99		13.67	300	270
-------------------------------	----------	-------	--	--	-------	-------	--	------	--	-------	-----	-----



ZA630-FT LED

Description	Part ID	C1	D1	D2	D × L1	H1	H2	L	M1	Weight (lb)	C	H
AZ30-300 Pole bracket, triple	155-0551	11.81			3 x 3	15.35		2.99		18.96	300	270

