



### Description

IP68 (up to 10m), 12V/Class III. IK09. Stainless steel construction including PCS hardware. Silicone rubber gasket. Safety glass lens. Luminaire can be driven over at low speed. Factory-sealed termination chamber complete with cable gland and 1.5 m of flexible PVC free cable. IP68 in-line connector facilitates easy removal for off-site lamp replacement.

Factory installed circuit board in either white, red, green, blue or RGB. LED boards can be easily removed for upgrading.

Luminaire requires installation blackout. To be ordered separately.

Use in freshwater is allowed. The use in contaminated water, salt water/sea water or swimming pools is not permitted.

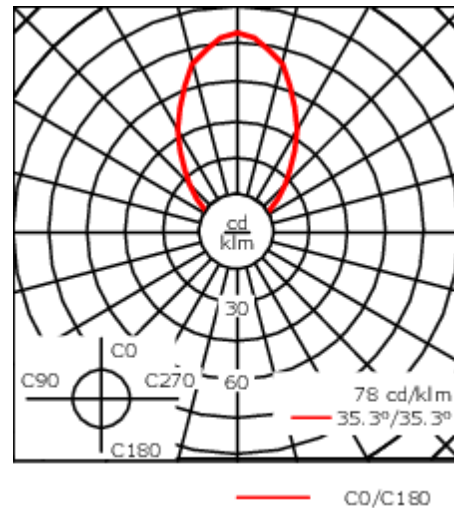
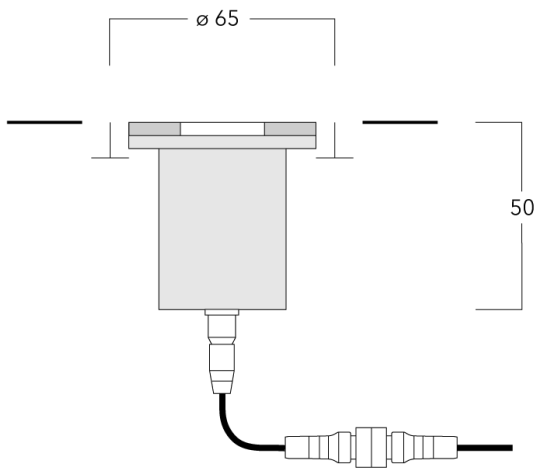
Weight	0.50 kg
Light distribution	symmetric, diffused distribution
Light source	LED-4/0,5W - green
CRI	22
LEDs	4
Rated input power	0.8 W

### Nominal Lumen (lm)

LED Lumen	4
Total Lumen	15.9
Tj	25


### Rated lumens (lm)

LED Lumen	0.5
Total Lumen	2
Ta	25



## Specifications

### Material description

Body	Stainless steel construction
Lens	Safety glass lens; max. load 5 tonnes
Colours	 Stainless Steel
Gasket	Silicone rubber gasket
Fasteners	PCS polymer coated stainless steel
Ingress protection	IP68 up to 10 m
Impact resistance	IK09

### Electrical description

Driver / Ballast	EC electronic converter required. To be ordered separately.
Surge protection	1/2 kV (optional SP10)

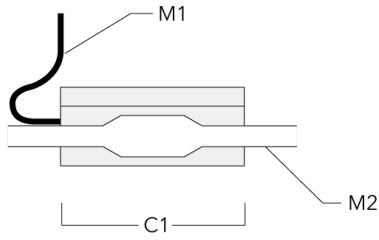
### Additional information

Lifetime	Ta=25° L90B10 > 90000h
Energy efficiency class	E (Light source)

**Electrical Accessories**

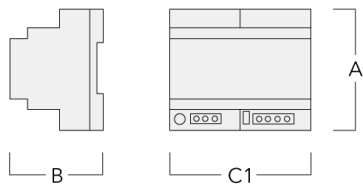
**Sealable junction box**

Description	Part ID	C1	M1	M2
Sealable junction box SJB130	185-1624	146	Ø 10	Ø 12 - 19



**Main converter**

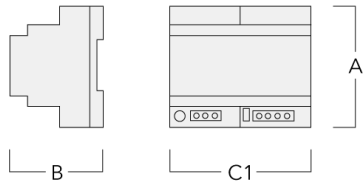
Description	Part ID	A	B	C1
Transformer DC 12 V/12 W	400-0302	89	59	54



---

Description	Part ID	A	B	C1
Transformer DC 12 V/48 W	400-0309	89	59	72


---



**Mounting Accessories**

**Installation cover**

Description	Part ID	C1
Installation cover BE	185-1850	65



**Installation blackout**

Description	Part ID	D1	D2	H1	Weight (kg)	D	H
Blockout, Plastic	185-1855	65	95	120	0.30	65/95	120

