



Description

IP69K. Class I. IK10+. Stainless steel construction. PCS hardware. Optional with Anti-Slip ceramic Coating ASC to DIN 51130 (Trip Classification 10) available on request. Silicone CCG® Controlled Compression Gasket. Safety glass lens; max load 5.5 tons (11,000 lbs). Luminaire can be driven over at low speed. Cable gland with spiral cable bending protection. Factory-sealed termination chamber complete with cable gland and 3 ft of flexible PVC-free, gel-impregnated anti-wicking cable. CAD-optimized optics for superior illumination and glare control. Integral driver in thermally separated compartment. OLC® One LED Concept. Factory-installed LED circuit board. 0-10V Dimming comes standard with luminaire. Gimbal mounted, 360° rotatable and 30° tiltable. 'No tool' removable gear/lens tray.

Suitable for flush installation in concrete or earth. The concrete-pour installation blockout is supplied as standard with luminaire.

Specify product with 7 Digit product code - Finish Color. Accessories, such as mounting, optical, and electrical, must be specified separately.

Example: XXX-XXXX-9004 (Black)
+ XXX-XXXX (Accessory 1)

| | |
|--------------------|------------------------------|
| Weight | 18.20 lb |
| Light distribution | symmetric, medium beam [M] |
| Light source | LED-12/18W / 500 mA - 3000 K |
| CRI | 80 |
| Power supply | electronic gear |
| LEDs | 12 |
| Rated input power | 21 W |

Nominal Lumen (lm)

| | |
|-------------|------|
| LED Lumen | 215 |
| Total Lumen | 2580 |
| Tj | 85 |

Rated lumens (lm)

| | |
|-------------|--------|
| LED Lumen | 186.6 |
| Total Lumen | 2238.7 |
| Ta | 25 |

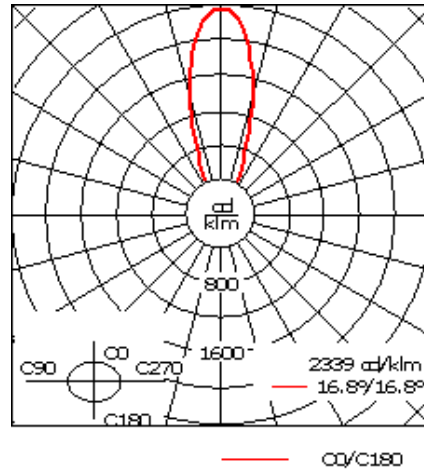
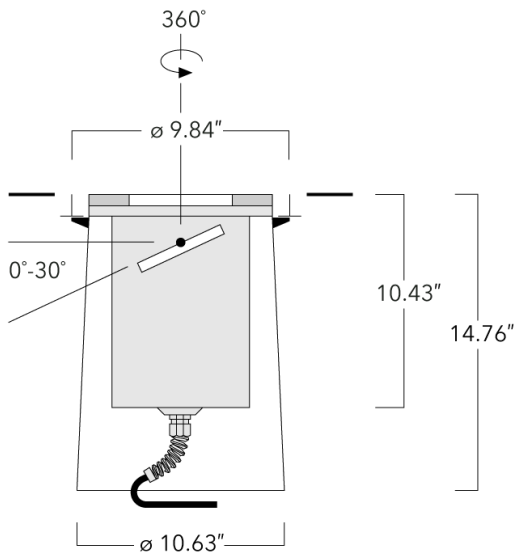
WE-EF LIGHTING USA, LLC

410-D Keystone Drive, 15086 Warrendale, PA 15086 - Phone: +1 724 742 0030
customersupport.usa@we-ef.com - <https://we-ef.com/us>
Subject to technical changes and errors. - Generated on 11/23/2024

185-2446


ETC130-GB LED

we-ef



Specifications

Material description

| | |
|----------------------|---|
| Body | Luminaire body constructed of deep drawn stainless steel. Outer housing composite material. |
| Lens | 5/8" thick clear tempered glass lens. Max. load 5000kg/11,000 lbs. |
| Colors |  Stainless Steel |
| Gasket | Silicone rubber gasket |
| Fasteners | PCS polymer coated stainless steel |
| Ingress protection | IP69K - HIGHEST PROTECTION RATING AVAILABLE |
| Impact resistance | IK10+ |
| Corrosion resistance | 5CE |

Electrical description

| | |
|------------------|---|
| Power supply | Integral [ECG] electronic driver 120V-277V. 0-10V dimmable, to be specified with order. |
| Driver / Ballast | Integral [ECG] electronic driver 120V-277V. 0-10V dimmable, to be specified with order. |
| Termination | Factory sealed termination chamber |
| Power factor | > 0.9 |
| Surge protection | Integral 10kV Surge Protector |

WE-EF LIGHTING USA, LLC

410-D Keystone Drive, 15086 Warrendale, PA 15086 - Phone: +1 724 742 0030

customersupport.usa@we-ef.com - <https://we-ef.com/us>

Subject to technical changes and errors. - Generated on 11/23/2024

185-2446

ETC130-GB LED

we-ef

Additional information

| | |
|----------|--|
| Lifetime | Ta=25°/40° L90B10 > 90000h |
| Dimming | 0-10V available in request. Must be factory fitted. |
| Listings | ETL, UL-1598, CSA-C22.2#250.0. Suitable for Wet Locations. |

WE-EF LIGHTING USA, LLC

410-D Keystone Drive, 15086 Warrendale, PA 15086 - Phone: +1 724 742 0030
customersupport.usa@we-ef.com - <https://we-ef.com/us>
Subject to technical changes and errors. - Generated on 11/23/2024

185-2446

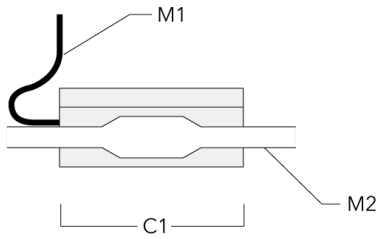
ETC130-GB LED

we-ef

Electrical Accessories

Sealable junction box

| Description | Part ID | C1 | M1 | M2 |
|-------------------------------|----------|------|--------|---------------|
| Sealable junction box SJB 130 | 185-1624 | 5.75 | Ø 0.39 | Ø 0.47 - 0.75 |



WE-EF LIGHTING USA, LLC

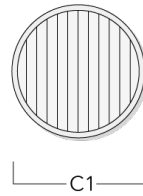
410-D Keystone Drive, 15086 Warrendale, PA 15086 - Phone: +1 724 742 0030
customersupport.usa@we-ef.com - <https://we-ef.com/us>

Subject to technical changes and errors. - Generated on 11/23/2024

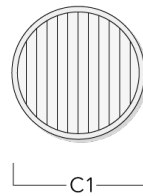
Optical Accessories

Linear spread lens

| Description | Part ID | Additional information | C1 |
|--------------------------|----------|------------------------|------|
| IO-180 ETC130/330-GB LED | 185-2632 | | 3.94 |



| | | | |
|-------------------|----------|---|------|
| IO-180-DAC120-LED | 134-2000 | Broadens light distribution in one plane only. Ideally suitable for [M][VN][VNS]. Does not fit in combination with [W] lens. A maximum of one internal optical accessory. Internal component, factory installed. | 4.05 |
|-------------------|----------|---|------|



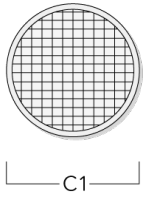
185-2446

we-ef

ETC130-GB LED

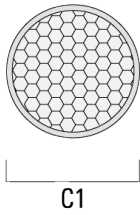
Softening Lens

| Description | Part ID | C1 |
|----------------------|----------|------|
| I0-360-ETC130-GB-LED | 185-2866 | 3.86 |



Honeycomb louvre

| Description | Part ID | C1 |
|----------------------|----------|------|
| IW-ETC130/330-GB-LED | 185-2870 | 3.86 |



WE-EF LIGHTING USA, LLC

410-D Keystone Drive, 15086 Warrendale, PA 15086 - Phone: +1 724 742 0030
customersupport.usa@we-ef.com - <https://we-ef.com/us>
Subject to technical changes and errors. - Generated on 11/23/2024