

ETC330-GB LED



Description

IP69K. Class I. IK10+. Stainless steel construction. PCS hardware. Optional with Anti-Slip ceramic Coating ASC to DIN 51130 (Trip Classification 10) available on request. Silicone CCG® Controlled Compression Gasket. Safety glass lens; max load 5.5 tons (11,000 lbs). Luminaire can be driven over at low speed. Factory-sealed termination chamber complete with cable gland and 3 ft of flexible PVC-free, gel-impregnated anti-wicking cable. CAD-optimized optics for superior illumination and glare control. Integral driver in thermally separated compartment. OLC® One LED Concept. Factory-installed LED circuit board. Gimbal mounted, 360° rotatable and 30° tiltable. 'No tool' removable gear/lens tray.

The concrete-pour installation blackout is supplied as standard with luminaire.

Specify product with 7 Digit product code - Finish Color. Accessories, such as mounting, optical, and electrical, must be specified separately.

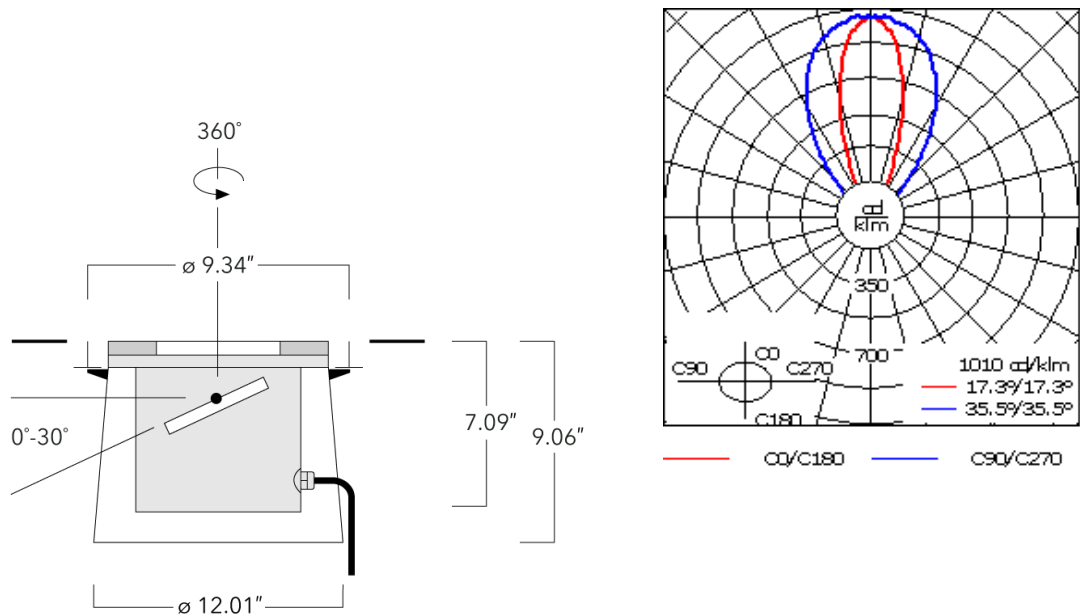
Example: XXX-XXXX-9004 (Black)
+ XXX-XXXX (Accessory 1)

Weight	15.00 lb
Light distribution	linear spread, medium beam [M]
Light source	LED-12/12W / 350 mA - 3000 K
CRI	80
Power supply	electronic gear
LEDs	12
Rated input power	13.9 W

Nominal Lumen (lm)	
LED Lumen	155
Total Lumen	1860
Tj	85

Delivered lumens (lm)	
LED Lumen	127.2
Total Lumen	1526.8
Ta	25

ETC330-GB LED



Specifications
Material description

Body	Luminaire body constructed of deep drawn stainless steel. Outer housing composite material.
Lens	5/8" thick clear tempered glass lens. Max. load 5 tonnes.
Colors	<div><div></div> Stainless Steel</div>
Gasket	Silicone rubber gasket
Fasteners	PCS polymer coated stainless steel
Ingress protection	IP69K - HIGHEST PROTECTION RATING AVAILABLE
Impact resistance	IK10+
Corrosion resistance	5CE

Electrical description

Power supply	Integral [ECG] electronic driver 120V-277V. 0-10V dimmable, to be specified with order.
Driver / Ballast	Integral EC electronic converter
Termination	Factory sealed termination chamber
Power factor	> 0.9

ETC330-GB LED

Additional information

Lifetime	Ta=25°/40° L90B10 > 90000h
Dimming	0-10V available in request. Must be factory fitted.
Listings	ETL, UL-1598, CSA-C22.2#250.0. Suitable for Wet Locations.

Electrical Accessories

Sealable junction box

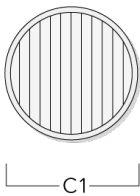
Description	Part ID	C1	M1	M2
Sealable junction box SJB 130	185-1624	5.75	Ø 0.39	Ø 0.47 - 0.75



Optical Accessories

Linear spread lens

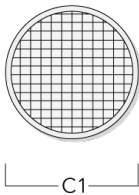
Description	Part ID	C1
IO-180 ETC130/330-GB LED	185-2632	3.94



ETC330-GB LED

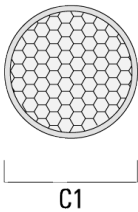
Softening Lens

Description	Part ID	C1
IO-360-ETC130-GB-LED	185-2866	3.86



Honeycomb louvre

Description	Part ID	C1
IW-ETC130/330-GB-LED	185-2870	3.86



ETC330-GB LED

ASC Lens

Description	Part ID	C1
ETC330 ASC Lens	185-6901	6.26

