

ETC140-GB LED



Description

IP69K. Class I. IK10+. Stainless steel construction. PCS hardware. Optional with Anti-Slip ceramic Coating ASC to DIN 51130 (Trip Classification 10) available on request. Silicone CCG® Controlled Compression Gasket. Safety glass lens; max load 5.5 tons (11,000 lbs). Luminaire can be driven over at low speed. Cable gland with spiral cable bending protection. Factory-sealed termination chamber complete with cable gland and 3 ft of flexible PVC-free, gel-impregnated anti-wicking cable. CAD-optimized optics for superior illumination and glare control. Integral driver in thermally separated compartment. OLC® One LED Concept. Factory-installed LED circuit board. Gimbal mounted, 360° rotatable and 30° tiltable. 'No tool' removable gear/lens tray.

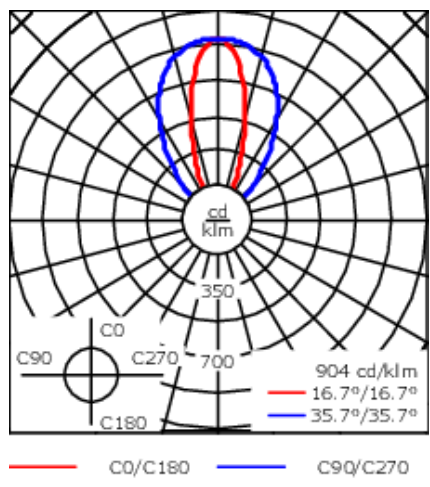
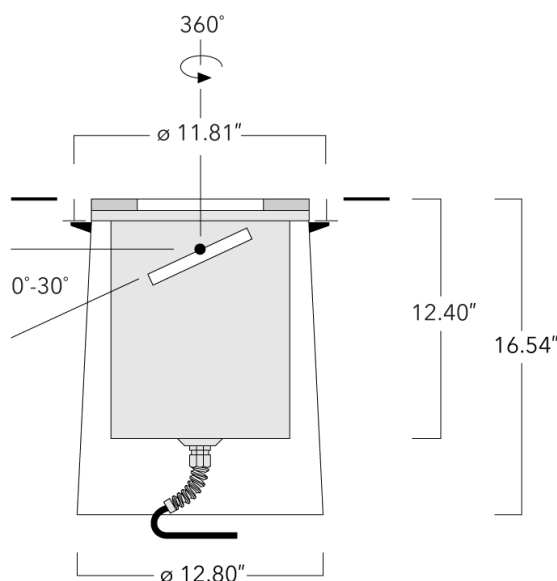
The concrete-pour installation blackout is supplied as standard with luminaire.

Specify product with 7 Digit product code - Finish Color. Accessories, such as mounting, optical, and electrical, must be specified separately.
Example: XXX-XXXX-9004 (Black)
+ XXX-XXXX (Accessory 1)

| | |
|--------------------|--------------------------------|
| Weight | 29.90 lb |
| Light distribution | linear spread, medium beam [M] |
| Light source | LED-24/24W / 350 mA - 4000 K |
| CRI | 80 |
| Power supply | electronic gear |
| LEDs | 24 |
| Rated input power | 27 W |

| Nominal Lumen (lm) | |
|--------------------|-------|
| LED Lumen | 134.5 |
| Total Lumen | 3228 |
| Tj | 85 |

| Delivered lumens (lm) | |
|-----------------------|--------|
| LED Lumen | 104.3 |
| Total Lumen | 2503.7 |
| Ta | 25 |



Specifications

Material description

| | |
|----------------------|---|
| Body | Luminaire body constructed of deep drawn stainless steel. Outer housing composite material. |
| Lens | 5/8" thick clear tempered glass lens. Max. load 5 tonnes. |
| Colors | <div><div></div>Stainless Steel</div> |
| Gasket | Silicone rubber gasket |
| Fasteners | PCS polymer coated stainless steel |
| Ingress protection | IP69K - HIGHEST PROTECTION RATING AVAILABLE |
| Impact resistance | IK10+ |
| Corrosion resistance | 5CE |

Electrical description

| | |
|------------------|---|
| Power supply | Integral [ECG] electronic driver 120V-277V. 0-10V dimmable, to be specified with order. |
| Driver / Ballast | Integral [ECG] electronic driver 120V-277V. 0-10V dimmable, to be specified with order. |
| Termination | Factory sealed termination chamber |

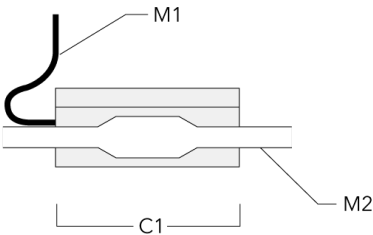
Additional information

| | |
|----------|--|
| Lifetime | Ta=25°/40° L90B10 > 90000h |
| Dimming | 0-10V available in request. Must be factory fitted. |
| Listings | ETL, UL-1598, CSA-C22.2#250.0. Suitable for Wet Locations. |

Electrical Accessories

Sealable junction box

| Description | Part ID | C1 | M1 | M2 |
|-------------------------------|----------|------|--------|---------------|
| Sealable junction box SJB 130 | 185-1624 | 5.75 | Ø 0.39 | Ø 0.47 - 0.75 |



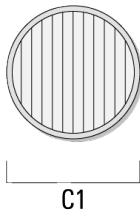
Optical Accessories

Linear spread lens

| Description | Part ID | C1 |
|------------------------|----------|------|
| IO-180-6 ETC140-GB-LED | 185-2719 | 5.87 |



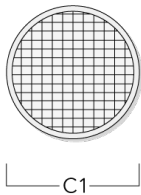
| | | |
|---------------------------|----------|------|
| Linear spread lens IO-180 | 185-7170 | 7.52 |
|---------------------------|----------|------|



ETC140-GB LED

Softening Lens

| Description | Part ID | C1 |
|-------------------|----------|------|
| Flood lens IO-360 | 185-2867 | 5.87 |



Honeycomb louvre

| Description | Part ID | C1 |
|------------------|----------|------|
| IW-ETC140_GB_LED | 185-2871 | 5.87 |

