



Description

IP69K. Class I. IK10+. Stainless steel construction. PCS hardware. Optional with Anti-Slip ceramic Coating ASC to DIN 51130 (Trip Classification 10) available on request. Silicone CCG® Controlled Compression Gasket. Safety glass lens; max load 5.5 tons (11,000 lbs). Luminaire can be driven over at low speed. Factory-sealed termination chamber complete with cable gland and 3 ft of flexible PVC-free, gel-impregnated anti-wicking cable. CAD-optimized optics for superior illumination and glare control. Integral driver in thermally separated compartment. OLC® One LED Concept. Factory-installed LED circuit board. Gimbal mounted, 360° rotatable and 30° tiltable. 'No tool' removable gear/lens tray.

The concrete-pour installation blockout is supplied as standard with luminaire.

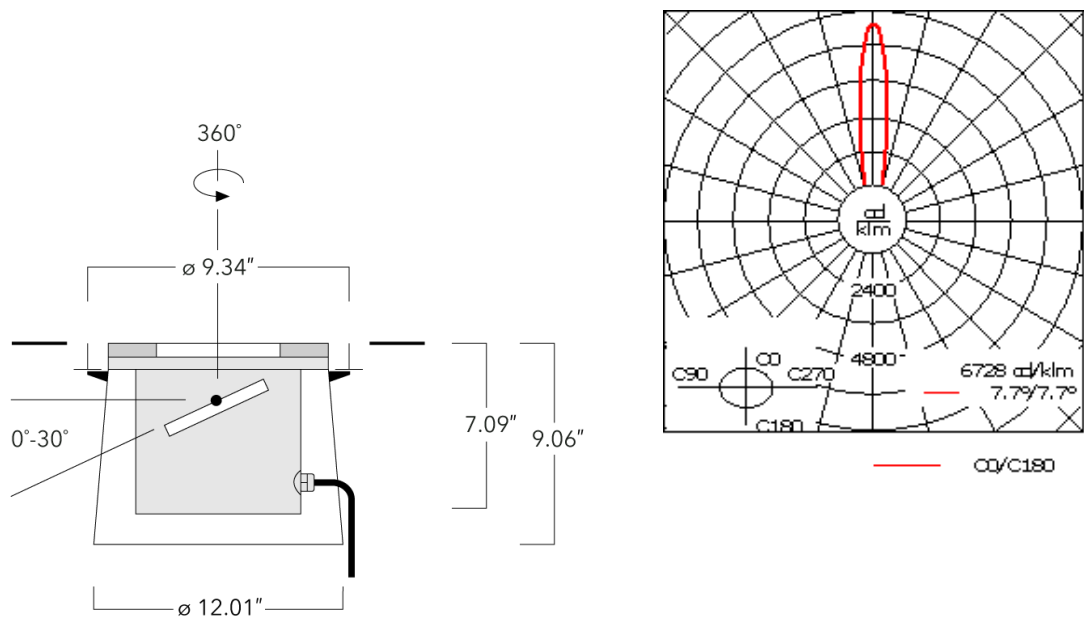
Specify product with 7 Digit product code - Finish Color. Accessories, such as mounting, optical, and electrical, must be specified separately.

Example: XXX-XXXX-9004 (Black)
+ XXX-XXXX (Accessory 1)

Weight	15.00 lb
Light distribution	symmetric, very narrow beam [VN]
Light source	LED-12/12W / 350 mA - 3000 K
CRI	80
Power supply	electronic gear
LEDs	12
Rated input power	13.9 W

Nominal Lumen (lm)	
LED Lumen	155
Total Lumen	1860
Tj	85

Delivered lumens (lm)	
LED Lumen	127
Total Lumen	1523.6
Ta	25



Specifications
Material description

Body	Luminaire body constructed of deep drawn stainless steel. Outer housing composite material.
Lens	5/8" thick clear tempered glass lens. Max. load 5 tonnes.
Colors	<div></div> Stainless Steel
Gasket	Silicone rubber gasket
Fasteners	PCS polymer coated stainless steel
Ingress protection	IP69K - HIGHEST PROTECTION RATING AVAILABLE
Impact resistance	IK10+
Corrosion resistance	5CE

Electrical description

Power supply	Integral [ECG] electronic driver 120V-277V. 0-10V dimmable, to be specified with order.
Driver / Ballast	Integral EC electronic converter
Termination	Factory sealed termination chamber
Power factor	> 0.9

185-2691

ETC330-GB LED



Additional information

Lifetime	Ta=25°/40° L90B10 > 90000h
Dimming	0-10V available in request. Must be factory fitted.
Listings	ETL, UL-1598, CSA-C22.2#250.0. Suitable for Wet Locations.

Electrical Accessories

Sealable junction box

Description	Part ID	C1	M1	M2
Sealable junction box SJB 130	185-1624	5.75	Ø 0.39	Ø 0.47 - 0.75



185-2691

ETC330-GB LED



Optical Accessories

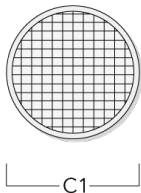
Linear spread lens

Description	Part ID	C1
IO-180 ETC130/330-GB LED	185-2632	3.94



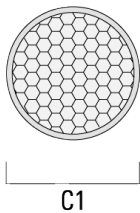
Softening Lens

Description	Part ID	C1
IO-360-ETC130-GB-LED	185-2866	3.86



Honeycomb louvre

Description	Part ID	C1
IW-ETC130/330-GB-LED	185-2870	3.86



ASC Lens

Description	Part ID	C1
ETC330 ASC Lens	185-6901	6.26

