



Description

IP67. 12V - 24V AC/DC. Class III. IK09. Stainless steel construction. PCS hardware. Silicone CCG® Controlled Compression Gasket. Safety glass lens; max load 5.5 tons (11,000 lbs). Factory-sealed termination chamber complete with cable gland and 3 ft of flexible PVC-free cable. CAD-optimized optics for superior illumination and glare control. Driver required; to be ordered separately. Factory-installed LED circuit board.

Suitable for flush installation in concrete or earth. Deep concrete-pour installation blockout supplied as standard with luminaire.

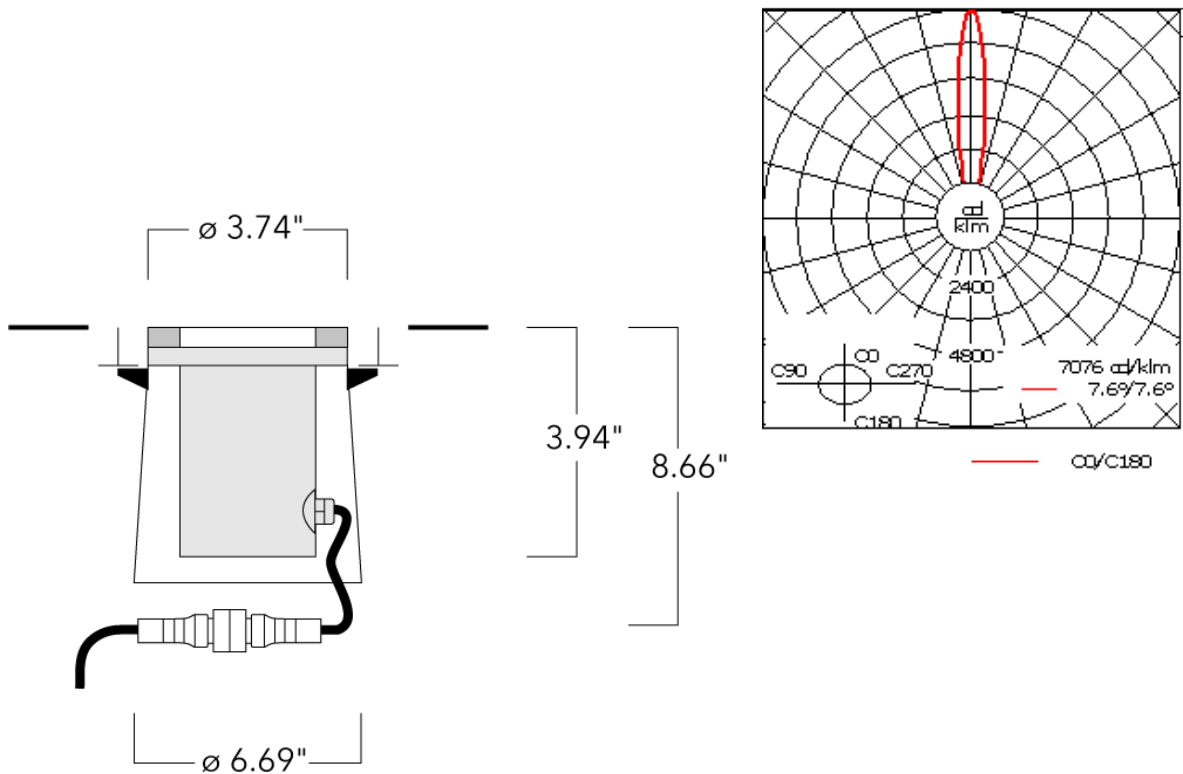
IP68 in-line connector facilitates easy removal for off-site lamp replacement.

Specify product with 7 Digit product code - Finish Color. Accessories, such as mounting, optical, and electrical, must be specified separately.  
Example: XXX-XXXX-9004 (Black)  
+ XXX-XXXX (Accessory 1)

Weight	3.00 lb
Light distribution	symmetric, very narrow beam [VN]
Light source	LED-3/3W / 24V AC/DC - 4000 K
CRI	80
LEDs	3
Rated input power	3.8 W

Nominal Lumen (lm)	
LED Lumen	155
Total Lumen	465
Tj	85

Delivered lumens (lm)	
LED Lumen	120.4
Total Lumen	361.3
Ta	25



Specifications  
Material description

Body	Luminaire body constructed of stainless steel. Outer housing composite material.
Lens	Clear tempered glass lens. Max. load 5 tonnes.
Colors	<div><div></div> Stainless Steel</div>
Gasket	Silicone rubber gasket
Fasteners	PCS polymer coated stainless steel
Ingress protection	IP67
Impact resistance	IK09
Corrosion resistance	5CE

Electrical description

Power supply	Requires remote [RT] mounted 120-12 volt AC Class 2 power supply, to be ordered separately
Driver / Ballast	N/A
Termination	Factory sealed termination chamber

Additional information

Lifetime	Ta=25°/40° L90B10 > 90000h
Listings	ETL, UL-1598, CSA-C22.2#250.0. Suitable for Wet Locations.

185-2778

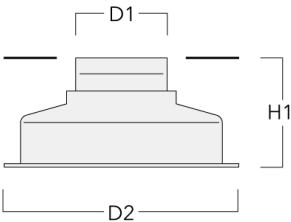
ETC110-3 LED



Mounting Accessories

Installation blackout

Description	Part ID	D1	D2	H1	Weight (lb)	D	H
Blockout, Plastic	185-0412	3.74	9.45	4.33	1.1	95/240	110



185-2778

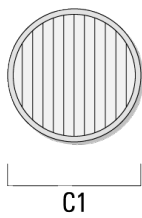
ETC110-3 LED



Optical Accessories

Linear spread lens

Description	Part ID	C1
Linear spread lens IO-180	185-0895	1.93



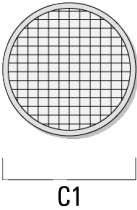
185-2778

ETC110-3 LED



Softening Lens

Description	Part ID	C1
Flood lens IO-360	185-0899	1.93



Electrical Accessories

Sealable junction box

Description	Part ID	C1	M1	M2
Sealable junction box SJB 130	185-1624	5.75	Ø 0.39	Ø 0.47 - 0.75



Transformers

Description	Part ID
Transformer 120 V - 12 V AC 24.0 W	185-6904
Transformer 120 V - 12 V AC 96.0 W	185-6905
Transformer 120 V - 12 V AC 240.0 W	185-6906