



### Description

IP67. 12V - 24V AC/DC. Class III. IK09. Stainless steel construction including PCS hardware. Silicone rubber gasket. Safety glass lens; max. load 5 tonnes. Luminaire can be driven over at low speed. Factory-sealed termination chamber complete with cable gland and 1.5 m of flexible PVC free cable. IP68 in-line connector facilitates easy removal for off-site lamp replacement. Electronic converter required. To be ordered separately. CAD-optimised optics for superior illumination and glare control. Factory installed LED circuit board.

The optional installation blackout is recommended for mounting. To be ordered separately.

The luminaire is not suitable for permanent underwater operation.

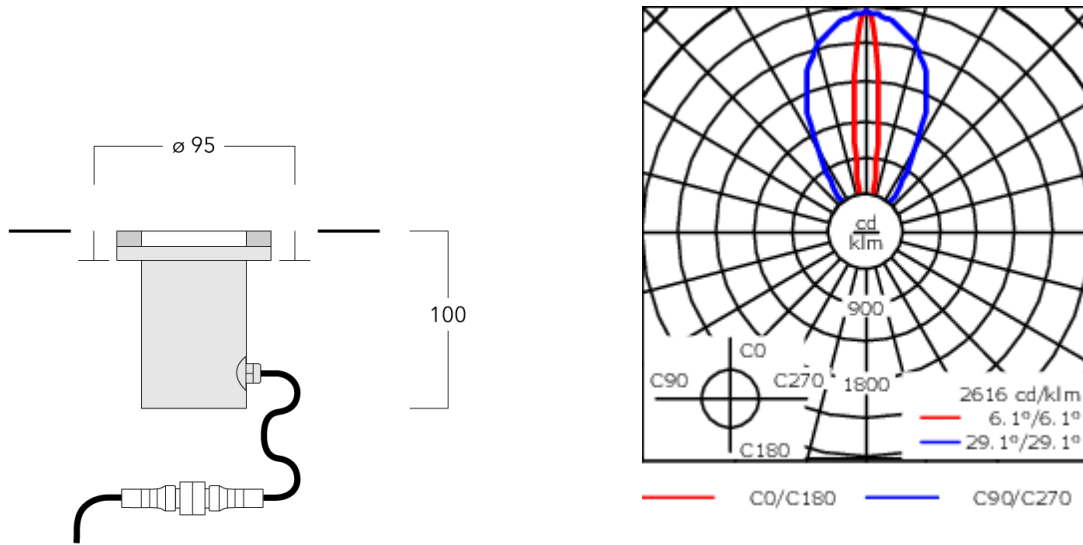
|                    |  |
|--------------------|--|
| Weight             | 1.20 kg  |
| Light distribution | linear spread, very narrow beam, sharp cut-off [EES] |
| Light source       | LED-3/3W / 24V AC/DC - 3000 K                        |
| CRI                | 80   |
| LEDs               | 3  |
| Rated input power  | 3.8 W  |

### Nominal Lumen (lm)

|                |     |
|----------------|-----|
| LED Lumen      | 155 |
| Total Lumen    | 465 |
| T <sub>j</sub> | 85  |


### Rated lumens (lm)

|                |       |
|----------------|-------|
| LED Lumen      | 114.4 |
| Total Lumen    | 343.1 |
| T <sub>a</sub> | 25    |



## Specifications

### Material description

|                      |   |
|----------------------|---|
| Body                 | Stainless steel construction  |
| Lens                 | Safety glass lens; max. load 5 tonnes   |
| Colours              |  Stainless Steel |
| Gasket               | Silicone rubber gasket  |
| Fasteners            | PCS polymer coated stainless steel  |
| Ingress protection   | IP67  |
| Impact resistance    | IK09  |
| Corrosion resistance | 5CE   |

### Electrical description

|                  |  |
|------------------|--|
| Driver / Ballast | Electronic converter required. To be ordered separately. |
| Surge protection | 1/2 kV (optional SP10)                                   |

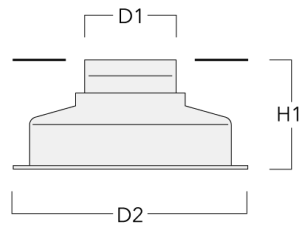
### Additional information

|                         |                        |
|-------------------------|------------------------|
| Lifetime                | Ta=25° L90B10 > 90000h |
| Energy efficiency class | C-D (Light source)     |

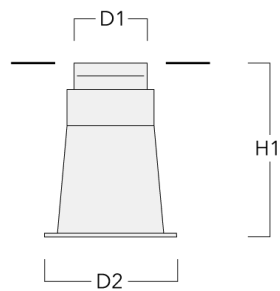
**Mounting Accessories**

**Installation blackout**

| Description                 | Part ID  | D1 | D2  | H1  | Weight (kg) | D      | H   |
|-----------------------------|----------|----|-----|-----|-------------|--------|-----|
| Blockout, Plastic (shallow) | 185-0412 | 95 | 240 | 110 | 0.50        | 95/240 | 110 |



|                          |          |    |     |     |      |        |     |
|--------------------------|----------|----|-----|-----|------|--------|-----|
| Blockout, Plastic (deep) | 185-0797 | 95 | 170 | 220 | 0.50 | 95/170 | 220 |
|--------------------------|----------|----|-----|-----|------|--------|-----|




**ETC110-3 LED**

**Installation cover**

---

| Description           | Part ID  | C1 |
|-----------------------|----------|----|
| Installation cover BE | 185-0414 | 95 |

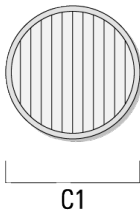
---



## Optical Accessories


### Linear spread lens

| Description               | Part ID  | C1 |
|---------------------------|----------|----|
| Linear spread lens IO-180 | 185-0895 | 49 |



### Flood lens

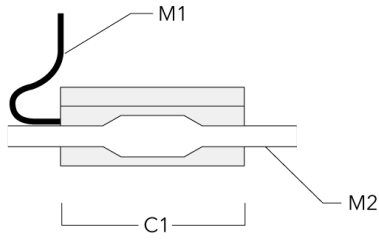
| Description       | Part ID  | C1 |
|-------------------|----------|----|
| Flood lens IO-360 | 185-0899 | 49 |



**Electrical Accessories**

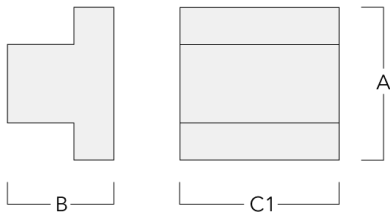
**Sealable junction box**

| Description                  | Part ID  | C1  | M1   | M2        |
|------------------------------|----------|-----|------|-----------|
| Sealable junction box SJB130 | 185-1624 | 146 | Ø 10 | Ø 12 - 19 |



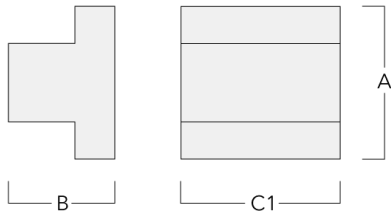
**Transformers**

| Description                 | Part ID  | A   | B  | C1 |
|-----------------------------|----------|-----|----|----|
| Transformer TVM-AC 24 V/20W | 185-2884 | 140 | 65 | 90 |



**ETC110-3 LED**

| Description                 | Part ID  | A   | B  | C1 |
|-----------------------------|----------|-----|----|----|
| Transformer TVM-AC 24 V/50W | 185-2885 | 140 | 65 | 90 |



**Main converter**

| Description                     | Part ID  | A  | B  | C1 |
|---------------------------------|----------|----|----|----|
| Main converter TVE-DC 24 V/12 W | 400-0310 | 90 | 61 | 18 |

