



Description

IP67. 12V - 24V AC/DC. Class III. IK09. Stainless steel construction including PCS hardware. Silicone rubber gasket. Safety glass lens; max. load 5 tonnes. Luminaire can be driven over at low speed. Factory-sealed termination chamber complete with cable gland and 1.5 m of flexible PVC free cable. IP68 in-line connector facilitates easy removal for off-site lamp replacement. Electronic converter required. To be ordered separately. CAD-optimised optics for superior illumination and glare control. Factory installed LED circuit board.

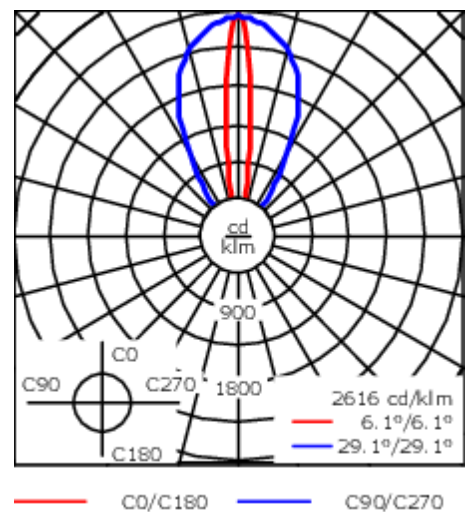
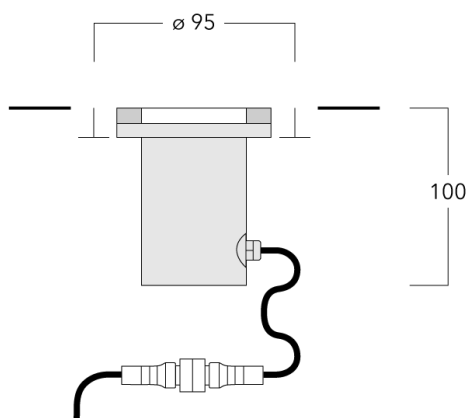
The optional installation blackout is recommended for mounting. To be ordered separately.

The luminaire is not suitable for permanent underwater operation.

Weight	1.20 kg
Light distribution	linear spread, very narrow beam, sharp cut-off [EES]
Light source	LED-3/3W / 24V AC/DC - 3000 K
CRI	80
LEDs	3
Rated input power	3.8 W

Nominal Lumen (lm)	
LED Lumen	155
Total Lumen	465
Tj	85

Rated lumens (lm)	
LED Lumen	114.4
Total Lumen	343.1
Ta	25



Specifications

Material description

Body	Stainless steel construcion
Lens	Safety glass lens; max. load 5 tonnes
Colours	<div></div> Stainless Steel
Gasket	Silicone rubber gasket
Fasteners	PCS polymer coated stainless steel
Ingress protection	IP67
Impact resistance	IK09
Corrosion resistance	5CE

Electrical description

Driver / Ballast	Electronic converter required. To be ordered separately.
Surge protection	1/2 kV (optional SP10)

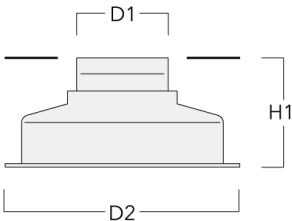
Additional information

Lifetime	Ta=25° L90B10 > 90000h
Energy efficiency class	C-D (Light source)

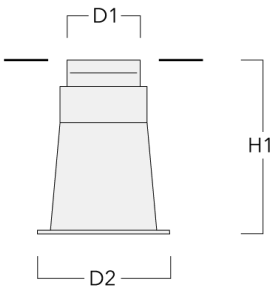
Mounting Accessories

Installation blackout

Description	Part ID	D1	D2	H1	Weight (kg)	D	H
Blockout, Plastic (shallow)	185-0412	95	240	110	0.50	95/240	110




Blockout, Plastic (deep)	185-0797	95	170	220	0.50	95/170	220
--------------------------	----------	----	-----	-----	------	--------	-----



Installation cover

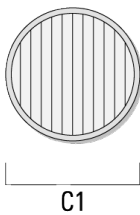
Description	Part ID	C1
Installation cover BE	185-0414	95



Optical Accessories


Linear spread lens

Description	Part ID	C1
Linear spread lens IO-180	185-0895	49



Flood lens

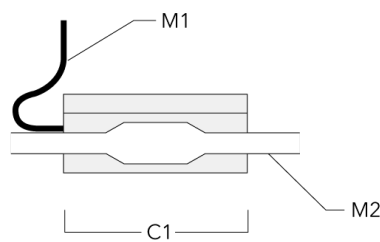
Description	Part ID	C1
Flood lens IO-360	185-0899	49



Electrical Accessories

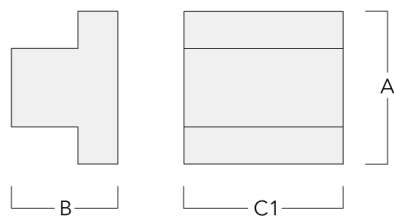
Sealable junction box

Description	Part ID	C1	M1	M2
Sealable junction box SJB130	185-1624	146	Ø 10	Ø 12 - 19



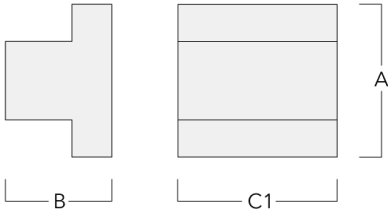
Transformers

Description	Part ID	A	B	C1
Transformer TVM-AC 24 V/20W	185-2884	140	65	90



ETC110-3 LED

Description	Part ID	A	B	C1
Transformer TVM-AC 24 V/50W	185-2885	140	65	90



Main converter

Description	Part ID	A	B	C1
Main converter TVE-DC 24 V/12 W	400-0310	90	61	18

