



### Description

IP67. 12V - 24V AC/DC. Class III. IK09. Stainless steel construction including PCS hardware. Silicone rubber gasket. Safety glass lens; max. load 5 tonnes. Luminaire can be driven over at low speed. Factory-sealed termination chamber complete with cable gland and 1.5 m of flexible PVC free cable. IP68 in-line connector facilitates easy removal for off-site lamp replacement. Electronic converter required. To be ordered separately. CAD-optimised optics for superior illumination and glare control. Factory installed LED circuit board.

The optional installation blackout is recommended for mounting. To be ordered separately.

The luminaire is not suitable for permanent underwater operation.

Weight	1.10 kg
Light distribution	symmetric, very narrow beam [EE]
Light source	LED-3/3W / 24V AC/DC - 4000 K
CRI	80
LEDs	3
Rated input power	3.8 W

### Nominal Lumen (lm)

LED Lumen	170
Total Lumen	510
T <sub>j</sub>	85

### Rated lumens (lm)

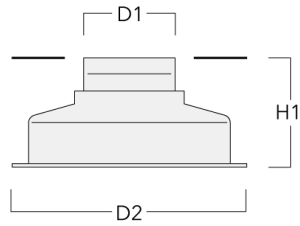
LED Lumen	132.1
Total Lumen	396.3
T <sub>a</sub>	25



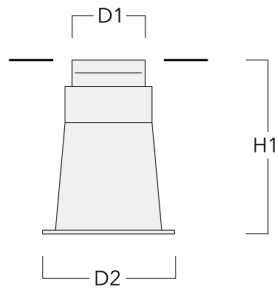
## Mounting Accessories

### Installation blackout

Description	Part ID	D1	D2	H1	Weight (kg)	D	H
Blockout, Plastic (shallow)	185-0412	95	240	110	0.50	95/240	110



Blockout, Plastic (deep)	185-0797	95	170	220	0.50	95/170	220
--------------------------	----------	----	-----	-----	------	--------	-----



### Installation cover

#### WE-EF LEUCHTEN GmbH

Töpinger Straße 16, 29646 Bispingen, Germany - Phone: +49 5194 909-0

info@we-ef.com - <https://we-ef.com>

Subject to technical changes and errors. - Generated on 23/10/2024

**185-2783**


**ETC110-3 LED**

**we-ef**

---

Description	Part ID	C1
Installation cover BE	185-0414	95

---



**WE-EF LEUCHTEN GmbH**

Töpinger Straße 16, 29646 Bispingen, Germany - Phone: +49 5194 909-0

info@we-ef.com - <https://we-ef.com>

Subject to technical changes and errors. - Generated on 23/10/2024

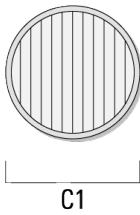
### Optical Accessories

#### Linear spread lens

---

Description	Part ID	C1
Linear spread lens IO-180	185-0895	49

---




---

#### Flood lens

---

Description	Part ID	C1
Flood lens IO-360	185-0899	49

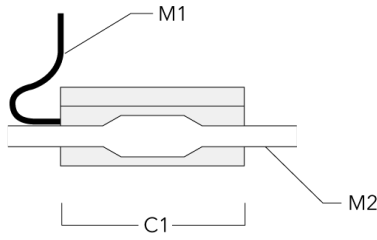
---



**Electrical Accessories**

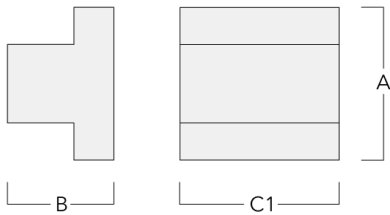
**Sealable junction box**

Description	Part ID	C1	M1	M2
Sealable junction box SJB130	185-1624	146	Ø 10	Ø 12 - 19



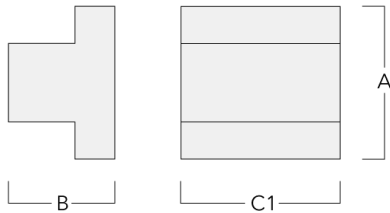
**Transformers**

Description	Part ID	A	B	C1
Transformer TVM-AC 24 V/20W	185-2884	140	65	90



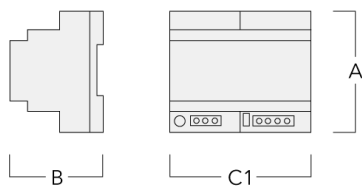
**ETC110-3 LED**

Description	Part ID	A	B	C1
Transformer TVM-AC 24 V/50W	185-2885	140	65	90



**Main converter**

Description	Part ID	A	B	C1
Main converter TVE-DC 24 V/12 W	400-0310	90	61	18



**185-2783**

**ETC110-3 LED**

**WE-EF LEUCHTEN GmbH**

Töpinger Straße 16, 29646 Bispingen, Germany

Phone: +49 5194 909-0

[info@we-ef.com](mailto:info@we-ef.com)

<https://we-ef.com>

Subject to technical changes and errors.

Generated on 23/10/2024