



Description

IP67\*, Class I. IK10+. Stainless steel construction including PCS hardware. Silicone rubber gasket. Safety glass lens; max. load 5 tonnes. Luminaire can be driven over at low speed. Factory-sealed termination chamber complete with cable gland and 1.5 m of flexible PVC free cable. Cable gland with spiral cable bending protection. Integral EC electronic converter in thermally separated compartment. 'No tool' removable gear/reflector tray. CAD-optimised optics for superior illumination and glare control. OLC® One LED Concept. Factory installed LED circuit board. Gimbal mounted, 355° rotatable and 20° tiltable. Optional 2200 K version available. To be specified at time of ordering.

The optional installation blackout is recommended for mounting. To be ordered separately.

Optional with Anti-Slip ceramic Coating ASC to DIN 51130 (Trip Classification 10) available on request.

The luminaire is not suitable for permanent underwater operation and must be switched off in the event of flooding.

\* Additionally tested to IP66, IP67, IP68 0.1 bar 3h, up

|                    |                            |
|--------------------|----------------------------|
| Weight             | 3.80 kg                    |
| Light distribution | symmetric, medium beam [M] |
| Light source       | LED-3/6W / 700 mA - 4000 K |
| CRI                | 80                         |
| Power supply       | EC                         |
| LEDs               | 3                          |
| Rated input power  | 7.5 W                      |

|                    |     |
|--------------------|-----|
| Nominal Lumen (lm) |     |
| LED Lumen          | 310 |
| Total Lumen        | 930 |
| Tj                 | 85  |

|                   |       |
|-------------------|-------|
| Rated lumens (lm) |       |
| LED Lumen         | 248.1 |
| Total Lumen       | 744.3 |
| Ta                | 25    |

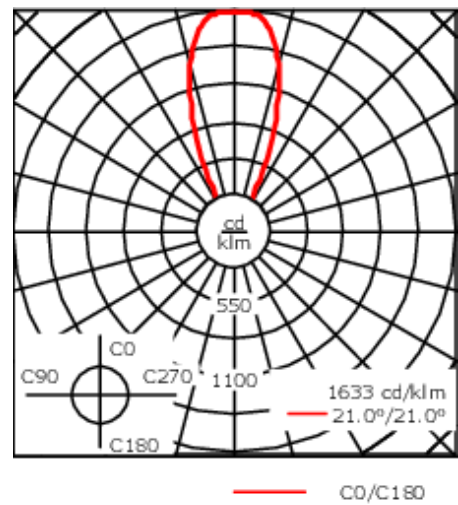
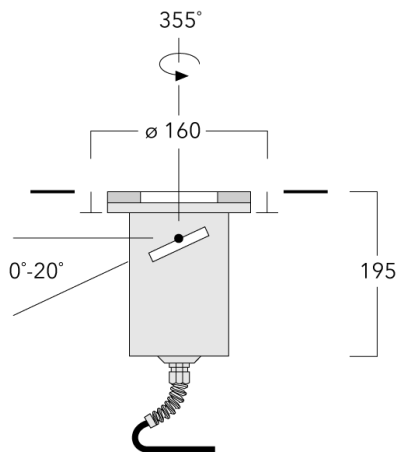
**185-7595**

**we-ef**

**ETC120-GB LED**

---

to 1 m depth according to DIN EN 60598 and IP69K/80°  
according to DIN EN 60529.



Specifications

Material description

|                    |  |
|--------------------|--|
| Body               | Stainless steel construction           |
| Lens               | Safety glass lens; max. load 5 tonnes  |
| Colours            | <div><div></div> Stainless Steel</div> |
| Gasket             | Silicone rubber gasket                 |
| Fasteners          | PCS polymer coated stainless steel     |
| Ingress protection | IP67                                   |
| Impact resistance  | IK10+                                  |

Electrical description

|                  |                                    |
|------------------|------------------------------------|
| Power supply     | 220-240V / 50-60 Hz                |
| Driver / Ballast | Integral EC electronic converter   |
| Termination      | Factory sealed termination chamber |
| Power factor     | > 0.9                              |
| Surge protection | 1/2 kV (optional SP10)             |


Additional information

|                         |                        |
|-------------------------|------------------------|
| Lifetime                | Ta=25° L90B10 > 90000h |
| Energy efficiency class | C-D (Light source)     |

Mounting Accessories

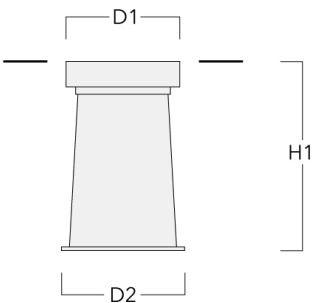
Installation cover

| Description           | Part ID  | C1  |
|-----------------------|----------|-----|
| Installation cover BE | 185-0796 | 160 |



Installation blackout

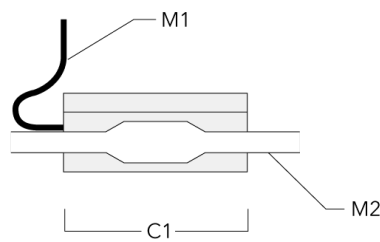
| Description       | Part ID  | D1  | D2  | H1  | Weight (kg) | D       | H   |
|-------------------|----------|-----|-----|-----|-------------|---------|-----|
| Blockout, Plastic | 185-0923 | 160 | 225 | 300 | 1           | 160/225 | 300 |



Electrical Accessories

Sealable junction box

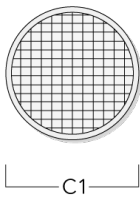
| Description                  | Part ID  | C1  | M1   | M2        |
|------------------------------|----------|-----|------|-----------|
| Sealable junction box SJB130 | 185-1624 | 146 | Ø 10 | Ø 12 - 19 |



Optical Accessories

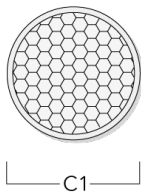
Flood lens

| Description       | Part ID  | C1 |
|-------------------|----------|----|
| Flood lens IO-360 | 185-2865 | 60 |



Honeycomb louvre

| Description      | Part ID  | C1 |
|------------------|----------|----|
| Honeycomb Louvre | 185-2869 | 60 |



Linear spread lens

| Description               | Part ID  | C1 |
|---------------------------|----------|----|
| Linear spread lens IO-180 | 185-9612 | 60 |

