



Description

IP67*, Class I. IK10+. Stainless steel construction including PCS hardware. Silicone rubber gasket. Safety glass lens; max. load 5 tonnes. Luminaire can be driven over at low speed. Factory-sealed termination chamber complete with cable gland and 1.5 m of flexible PVC free cable. Cable gland with spiral cable bending protection. Integral EC electronic converter in thermally separated compartment. 'No tool' removable gear/reflector tray. CAD-optimised optics for superior illumination and glare control. OLC® One LED Concept. Factory installed LED circuit board. Gimbal mounted, 355° rotatable and 20° tiltable. Optional 2200 K version available. To be specified at time of ordering.

The optional installation blackout is recommended for mounting. To be ordered separately.

Optional with Anti-Slip ceramic Coating ASC to DIN 51130 (Trip Classification 10) available on request.

The luminaire is not suitable for permanent underwater operation and must be switched off in the event of flooding.

* Additionally tested to IP66, IP67, IP68 0.1 bar 3h, up

Weight	3.80 kg
Light distribution	symmetric, medium beam [M]
Light source	LED-3/6W / 700 mA - 4000 K
CRI	80
Power supply	EC
LEDs	3
Rated input power	7.5 W

Nominal Lumen (lm)	
LED Lumen	310
Total Lumen	930
Tj	85

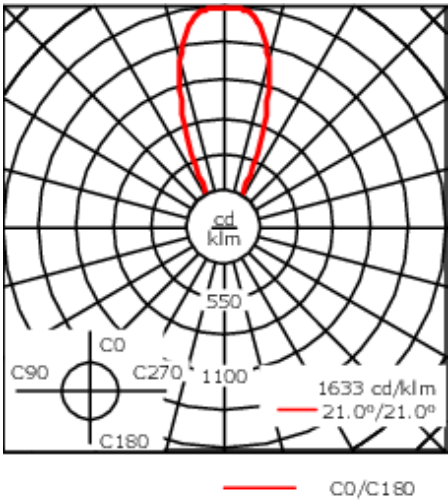
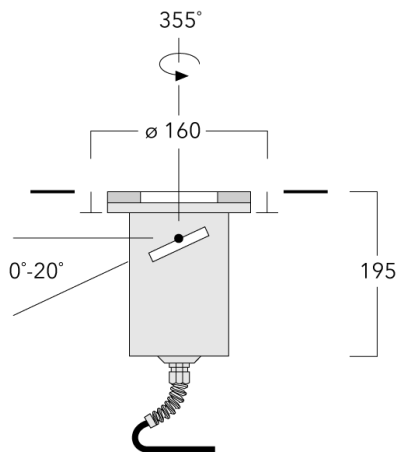
Rated lumens (lm)	
LED Lumen	248.1
Total Lumen	744.3
Ta	25

185-7595

we-ef

ETC120-GB LED

to 1 m depth according to DIN EN 60598 and IP69K/80°
according to DIN EN 60529.



Specifications
Material description

Body	Stainless steel construction
Lens	Safety glass lens; max. load 5 tonnes
Colours	<div></div> Stainless Steel
Gasket	Silicone rubber gasket
Fasteners	PCS Polymer Coated Stainless Steel Hardware
Ingress protection	IP67
Impact resistance	IK10+

Electrical description

Power supply	220-240V / 50-60 Hz
Driver / Ballast	Integral EC electronic converter
Termination	Factory sealed termination chamber
Power factor	> 0.9
Surge protection	1/2 kV (optional SP10)


Additional information

Lifetime	Ta=25° L90B10 > 90000h
Energy efficiency class	C-D (Light source)

Mounting Accessories

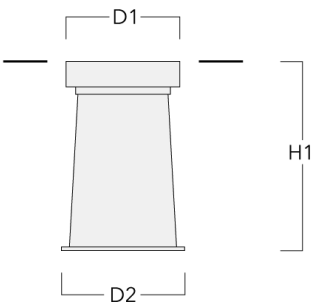
Installation cover

Description	Part ID	C1
Installation cover BE	185-0796	160



Installation blackout

Description	Part ID	D1	D2	H1	Weight (kg)	D	H
Blockout, Plastic	185-0923	160	225	300	1	160/225	300



Electrical Accessories

Sealable junction box

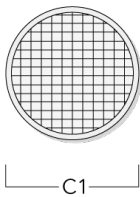
Description	Part ID	C1	M1	M2
Sealable junction box SJB130	185-1624	146	Ø 10	Ø 12 - 19



Optical Accessories

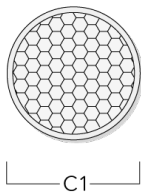
Flood lens

Description	Part ID	C1
Flood lens IO-360	185-2865	60



Honeycomb louvre

Description	Part ID	C1
Honeycomb Louvre	185-2869	60



Linear spread lens

Description	Part ID	C1
Linear spread lens IO-180	185-9612	60

