

ETC120-GB LED



Description

IP69K. Class I. IK10+. Stainless steel construction. PCS hardware. Silicone CCG® Controlled Compression Gasket. Safety glass lens; max load 5.5 tons (11,000 lbs). Luminaire can be driven over at low speed. Cable gland with spiral cable bending protection. Factory-sealed termination chamber complete with cable gland and 3 ft of flexible PVC-free, gel-impregnated anti-wicking cable. CAD-optimized optics for superior illumination and glare control. Integral driver in thermally separated compartment. OLC® One LED Concept. Factory-installed LED circuit board. Gimbal mounted, 355° rotatable and 20° tiltable. 'No tool' removable gear/lens tray.

Suitable for flush installation in concrete or earth. The concrete-pour installation blockout is supplied as standard with luminaire.

Specify product with 7 Digit product code - Finish Color. Accessories, such as mounting, optical, and electrical, must be specified separately.

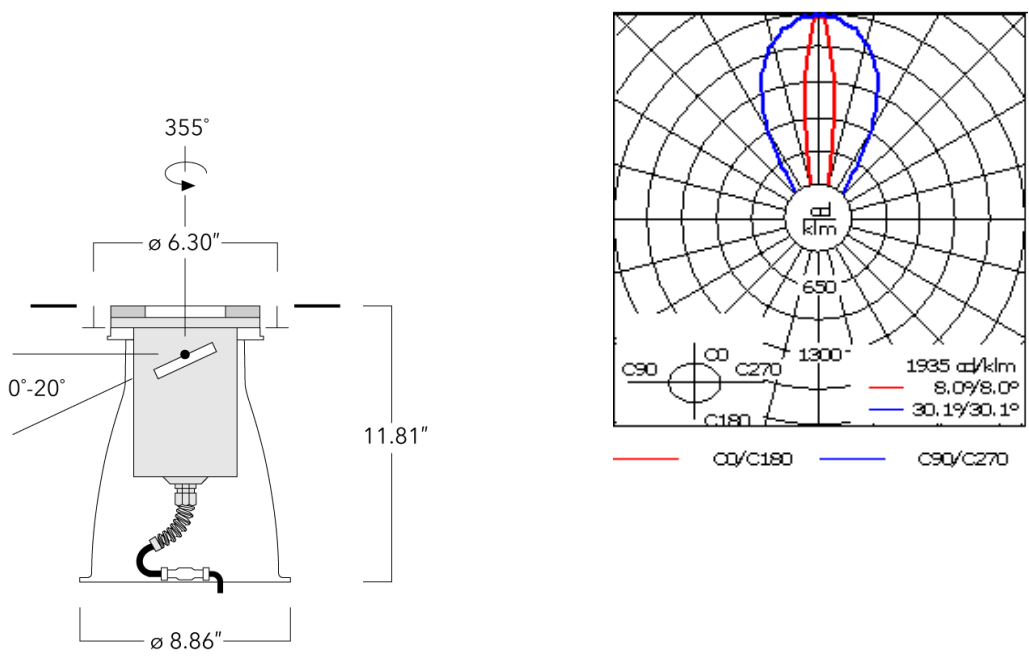
Example: XXX-XXXX-9004 (Black)
+ XXX-XXXX (Accessory 1)

Weight	10.30 lb
Light distribution	linear spread, very narrow beam [VN]
Light source	LED-3/6W / 700 mA - 4000 K
CRI	80
Power supply	electronic gear
LEDs	3
Rated input power	7.5 W

Nominal Lumen (lm)	
LED Lumen	310
Total Lumen	930
Tj	85

Delivered lumens (lm)	
LED Lumen	224.5
Total Lumen	673.5
Ta	25

ETC120-GB LED



Specifications
Material description

Body	Luminaire body constructed of deep drawn stainless steel. Outer housing composite material.
Lens	5/8" thick clear tempered glass lens. Max. load 5 tonnes.
Colors	<div></div> Stainless Steel
Gasket	Silicone rubber gasket
Fasteners	PCS polymer coated stainless steel
Ingress protection	IP69K - HIGHEST PROTECTION RATING AVAILABLE
Impact resistance	IK10+
Corrosion resistance	5CE

Electrical description

Power supply	Integral [ECG] electronic driver 120V-277V
Driver / Ballast	Integral EC electronic converter
Termination	Factory sealed termination chamber
Power factor	> 0.9

ETC120-GB LED

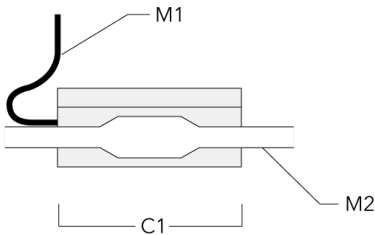
Additional information

Lifetime	Ta=25°/40° L90B10 > 90000h
Dimming	Consult factory for dimming availability.
Listings	ETL, UL-1598, CSA-C22.2#250.0. Suitable for Wet Locations.

Electrical Accessories

Sealable junction box

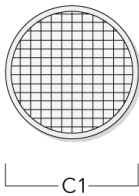
Description	Part ID	C1	M1	M2
Sealable junction box SJB 130	185-1624	5.75	Ø 0.39	Ø 0.47 - 0.75



Optical Accessories

Softening Lens

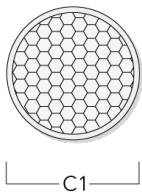
Description	Part ID	C1
Flood lens IO-360	185-2865	2.36



ETC120-GB LED

Honeycomb louvre

Description	Part ID	C1
IW-ETC120_GB_LED Honeycomb louvre	185-2869	2.89



ETC120-GB LED

Linear spread lens

Description	Part ID	C1
Linear spread lens IO-180	185-9612	2.36

