

ETC320-FS LED



Description

IP69K. Class I. IK10+. Stainless steel construction. PCS hardware. ASC Anti Slip ceramic Coating on request. Silicone CCG® Controlled Compression Gasket. Safety glass lens; max load 5.5 tons (11,000 lbs). Luminaire can be driven over at low speed. Factory-sealed termination chamber complete with cable gland and 3 ft of flexible PVC-free, gel-impregnated anti-wicking cable. CAD-optimized optics for superior illumination and glare control. Integral driver. Advanced thermal management protects LEDs while optimizing lumens output. LED module can be easily removed for upgrading.

The concrete-pour installation blackout is supplied as standard with luminaire.

Weight	7.71 lb
Light distribution	symmetric, wide beam [W]
Light source	LED-6/12W / 700 mA - 3000 K
CRI	80
Power supply	electronic gear
LEDs	6
Rated input power	14.5 W

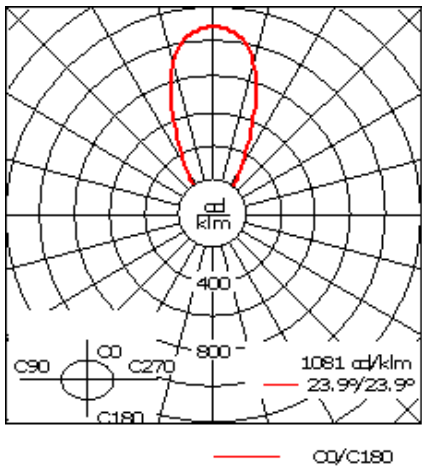
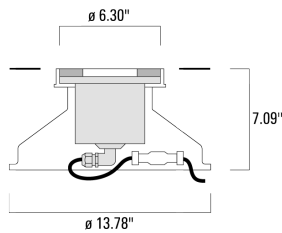
Nominal Lumen (lm)

LED Lumen	290
Total Lumen	1740
Tj	85

Delivered lumens (lm)

LED Lumen	227.2
Total Lumen	1363.5
Ta	25

ETC320-FS LED



Specifications

Material description

Body	Luminaire body constructed of deep drawn stainless steel. Outer housing composite material.
Lens	Safety glass lens, max. load 5 tonnes
Colors	<div></div> Stainless Steel
Gasket	Silicone rubber gasket
Fasteners	PCS polymer coated stainless steel
Ingress protection	IP69K - HIGHEST PROTECTION RATING AVAILABLE
Impact resistance	IK10+
Corrosion resistance	5CE

Electrical description

Power supply	Integral [ECG] electronic driver 120V-277V. 0-10V dimmable, to be specified with order.
Driver / Ballast	Integral [ECG] electronic driver 120V-277V. 0-10V dimmable, to be specified with order.
Termination	Factory sealed termination chamber

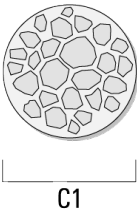
Additional information

Lifetime	LED >60,000 h Ta 25°C (L70/B10) Control gear >50,000 h Ta 25°C
Dimming	0-10V available in request. Must be factory fitted.
Listings	ETL, UL-1598, CSA-C22.2#250.0. Suitable for Wet Locations.

Optical Accessories

ASC Lens

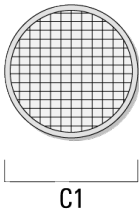
Description	Part ID	C1
ETC320 ASC Lens	185-6900	3.78



ETC320-FS LED

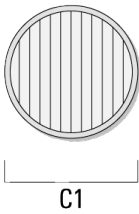
Softening Lens

Description	Part ID	C1
Flood lens IO-360	146-0419	3.78



Linear spread lens

Description	Part ID	C1
IO-180-ETC/EVC_20-FS-LED	146-0418	4.33



ETC320-FS LED

Wallwash lens

Description	Part ID	C1
IO-20-WW-ETC/EVC_20-FS-LED	185-7029	4.33

