



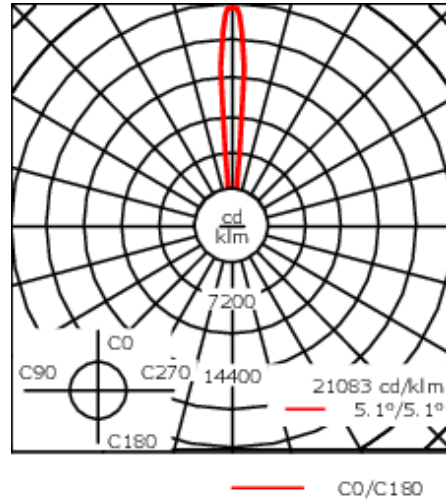
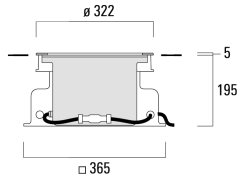
### Description

IP69. IK10+. Stainless steel construction including PCS hardware. Safety glass lens; max. load 5 tonnes. Luminaire can be driven over at low speed. Silicone rubber gasket. Anti-wick technology, equipped with a cable gland and 0.5 meters of flexible, PVC-free cable.

Integral EC electronic converter. Advanced thermal management protects LEDs while optimising lumens output. Removable LED boards for upgrading. CAD-optimised optics for superior illumination and glare control. OLC® One LED Concept.


Luminaire installation blockout and sealable junction box included in supply.

Weight	12.00 kg
Light distribution	symmetric, very narrow beam, sharp cut-off [EES]
Light source	LED-24/36W / 500 mA - 3000 K
CRI	80
Power supply	EC
LEDs	24
Rated input power	39 W
<b>Nominal Lumen (lm)</b>	
LED Lumen	215
Total Lumen	5160
Tj	85
<b>Rated lumens (lm)</b>	
LED Lumen	200.8
Total Lumen	4818.2
Ta	25



## Specifications

### Material description

Body	Stainless steel construction
Lens	Safety glass lens, max. load 5 tonnes
Colours	 Stainless Steel
Gasket	Silicone rubber gasket
Fasteners	PCS hardware
Ingress protection	IP69
Impact resistance	IK10+

### Electrical description

Driver / Ballast	Integral EC electronic converter
------------------	----------------------------------

### Additional information

**Control**

**DALI interface**

---

Description	Part ID
DALI interface	430-0013

---

**1-10 V analogue dimming interface**

---

Description	Part ID
1-10 V analogue dimming interface	430-0011

---


## Mounting Accessories

### Installation cover

---

Description	Part ID	C1
Installation cover BE	185-0326	300

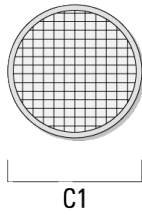
---



**Optical Accessories**

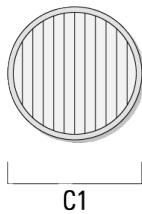
**Flood lens**

Description	Part ID	C1
Flood lens IO-360	185-7579	220



**Linear spread lens**

Description	Part ID	C1
Linear spread lens IO-180	185-7580	220



**Wallwash lens**

Description	Part ID	C1
Wallwash lens IO-20	185-7589	220

