

108-1005

PFL540 LED



Description

IP66. Class I. IK08. Marine-grade, die-cast aluminum alloy. 5CE superior corrosion protection including PCS hardware. Silicone CCG® Controlled Compression Gasket. RFC® Reflection Free Contour main lens. CAD-optimized optics for superior illumination and glare control. Integral driver in thermally separated compartment. OLC® One LED Concept. Factory-installed LED circuit board. 0-10V Dimming comes standard with luminaire. The luminaire is factory-sealed, factory-wired and supplied with 33’ of black, three conductor, flexible SEOW cord for power connection at pole-base hand hole.

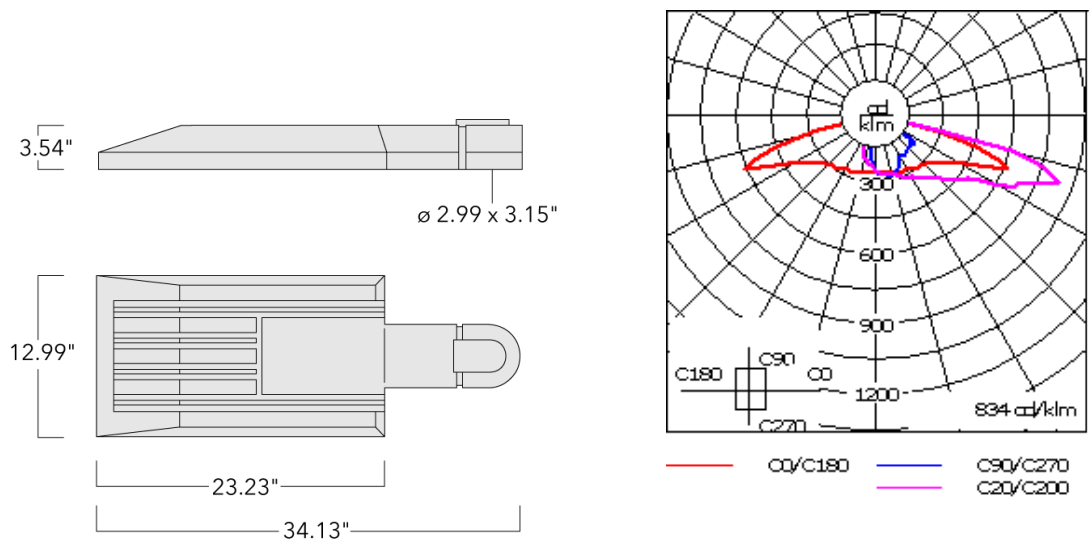
Recommended mounting height 12-40 ft, depending on lamp type selected.

Specify product with 7 Digit product code - Finish Color. Accessories, such as mounting, optical, and electrical, must be specified separately.
Example: XXX-XXXX-9004 (Black)
+ XXX-XXXX (Accessory 1)

Weight	33.07 lb
Light distribution	[S70] Type II Short
Light source	LED-48/96W / 700 mA - 3000 K
CRI	80
Power supply	electronic gear
BUG	B2 U0 G2
LEDs	48
Rated input power	105.5 W

Nominal Lumen (lm)	
LED Lumen	290
Total Lumen	13920
Tj	85

Delivered lumens (lm)	
LED Lumen	256.7
Total Lumen	12321.7
Ta	25



Specifications
Material description

Body	Marine-grade die-cast aluminium alloy
Lens	PMMA RFC Reflection Contuor Lens technology
Colors	<div><div></div> RAL9004 Black</div> <div><div></div> RAL9007 Grey Metallic</div> <div><div></div> RAL9016 White</div> <div><div></div> RAL8019 Dark Bronze</div>
Gasket	Silicone rubber gasket
Fasteners	PCS Polymer Coated Stainless Steel hardware
Ingress protection	IP66
Impact resistance	IK08
Corrosion resistance	5CE
Windage	0.5

Electrical description

Power supply	Integral [ECG] electronic driver 120V-277V. 0-10V dimmable, to be specified with order.
Driver / Ballast	Integral EC electronic converter
Power factor	> 0.9
Surge protection	In-line bracket 10kV Surge Protector

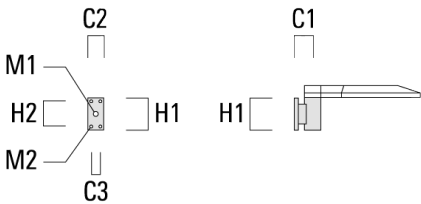
Additional information

Lifetime	Ta=25°/40° L90B10 > 90000h
BUG Rating	Please see individual Spec Sheets for classification of Backlight, Uplight and Glare.
Listings	ETL, UL-1598, CSA-C22.2#250.0. Suitable for Wet Locations.

Mounting Accessories

Wall and pole brackets RV

Description	Part ID	Additional information	C1	C2	C3	D1	D × L1	H1	H2	L	M1	M2	Weight (lb)	C	D	H
RV0 Wall bracket	108-0979	RV0 Wall bracket		4.25"	3.94"	2.36"		7.87"	6.3"		1.5"	0.47"	4.41	108		

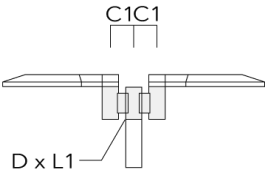


108-1005

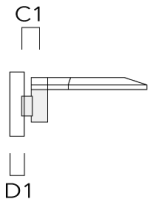
PFL540 LED



Description	Part ID	Additional information	C1	C2	C3	D1	D × L1	H1	H2	L	M1	M2	Weight (lb)	C	D	H
RV2-76 Pole bracket, double	108-0980	5.79					3 x 4			2.99			10.58	147	76	200



RV5 Pole bracket	108-0982	4.25"				3.0"-9.5"							3.75 lbs	106		200
------------------	----------	-------	--	--	--	-----------	--	--	--	--	--	--	----------	-----	--	-----



Optical Accessories

Light shield

Description	Part ID	Additional information
LS180-[A60]	430-0038	Light shield LS180 to greatly reduce or eliminate light pollution. PA injection moulded component, black matt. Suitable for asymmetric light distribution [A60].
LS180	430-0029	Glare Shield for backlight spill. Glare Shield factory-installed or available as retrofit kit. Suitable for [S60], [S65], [S70], [R65], [P65] lenses. Must be specified at time of ordering.