



### Description

IP67. IK10+. Stainless steel construction including PCS hardware. Safety glass lens, max. load 5 tonnes. Luminaire can be driven over at low speed. Silicone rubber gasket. Anti-wick technology, equipped with a cable gland and 0.5 meters of flexible, PVC-free cable.

Integral EC electronic converter. Advanced thermal management protects LEDs while optimising lumens output. Removable LED boards for upgrading. CAD-optimised optics for superior illumination and glare control. OLC® One LED Concept. 20° tiltable and 355° rotatable. 1-10 V analogue dimming or DALI interface available on request.

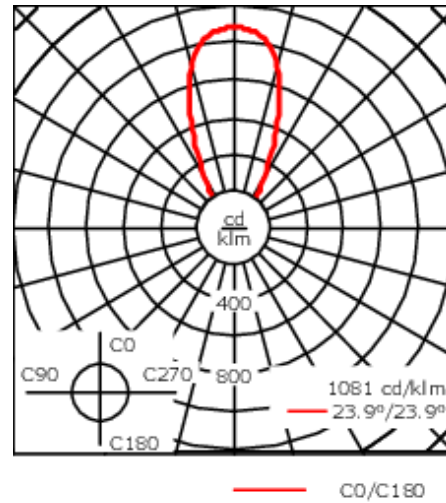
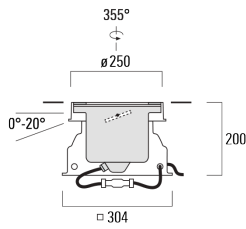
Luminaire installation blockout and sealable junction box included in supply.

2700 K option available on request.

ASC Anti Slip Coating on request.


**IMPORTANT!** Inground blockouts must be installed with effective drainage, watch [here](https://vimeo.com/672613058).

Weight	8.00 kg
Light distribution	symmetric, wide beam [B]
Light source	LED-6/12W / 700 mA - 4000 K
CRI	80
Power supply	EC
LEDs	6
Rated input power	14.5 W
<b>Nominal Lumen (lm)</b>	
LED Lumen	310
Total Lumen	1860
Tj	85
<b>Rated lumens (lm)</b>	
LED Lumen	242.9
Total Lumen	1457.5
Ta	25



## Specifications

### Material description

Body	Stainless steel construction
Lens	Safety glass lens, max. load 5 tonnes
Colours	 Stainless Steel
Gasket	Silicone rubber gasket
Fasteners	PCS Polymer Coated Stainless Steel Hardware (unpainted)
Ingress protection	IP67
Impact resistance	IK10+

### Electrical description

Power supply	230V / 50 Hz
Driver / Ballast	Integral EC electronic converter
Termination	Junction box supplied

### Additional information

Warranty	The product is supplied with 10-year warranty. Please refer to the LED Warranty Statement located on <a href="http://www.we-ef.com">www.we-ef.com</a> for further details. Warranty void if installed without proper drainage.
----------	--


## Mounting Accessories

### Installation cover

---

Description	Part ID	C1
Installation cover BE	185-0325	250

---



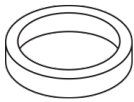
**Optical Accessories**

**Optical Adaptor**

---

Description	Part ID
Internal optical Adaptor IA	185-7420

---



---

**Linear louvre**

---

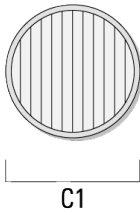
Description	Part ID	C1
Linear louvre IL	185-9677	81

---



**Linear spread lens**


Description	Part ID	C1
Linear spread lens IO-180	185-9678	98



---

**Surface wash lens**

Description	Part ID	C1
Flood lens IO-360	185-9679	98



**Colour filter**

---

Description	Part ID
Colour filter IF	on request

---

