



Description

IP68. IK10+. Stainless steel construction including PCS hardware. Safety glass lens with opal diffuser, max. load 5 tonnes. Luminaire can be driven over at low speed. Silicone rubber gasket. Complete with cable gland and 0.5 m of flexible PVC-free cable.

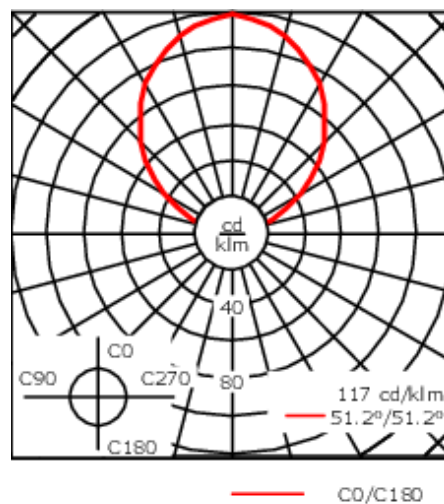
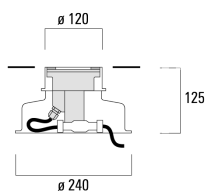
Integral EC electronic converter. Advanced thermal management protects LEDs while optimising lumens output. Removable LED boards for upgrading.

Luminaire installation blackout and sealable junction box included in supply.

Weight	2.80 kg
Light distribution	symmetric, diffused distribution
Light source	LED-3/3W / 350 mA - 3000 K
CRI	80
Power supply	EC
LEDs	3
Rated input power	5.7 W


Nominal Lumen (lm)	
LED Lumen	155
Total Lumen	465
Tj	85

Rated lumens (lm)	
LED Lumen	45.9
Total Lumen	137.8
Ta	25



Specifications

Material description

Body	Stainless steel construction
Lens	Safety glass lens with opal diffuser, max. load 5 tonnes
Colours	 Stainless Steel
Gasket	Silicone rubber gasket
Fasteners	PCS hardware
Ingress protection	IP68
Impact resistance	IK10+

Electrical description


Driver / Ballast	Integral EC electronic converter
------------------	----------------------------------

Additional information

Mounting Accessories

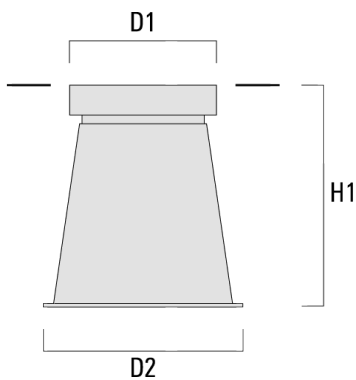
Installation cover

Description	Part ID	C1
Installation cover BE	185-9961	125



Slim blackout

Description	Part ID	D1	D2	H1
Installation blackout BET	185-9962	120	170	250



Control

1-10 V analogue dimming interface

Description	Part ID
1-10 V analogue dimming interface	430-0011