

Description

Anti-Slip ceramic Coating.

IP69K. Class I. IK10+. Stainless steel construction. PCS hardware. Silicone CCG® Controlled Compression Gasket. Safety glass lens; max load 5.5 tons (11,000 lbs). Luminaire can be driven over at low speed. Cable gland with spiral cable bending protection. Factory-sealed termination chamber complete with cable gland and 3 ft of flexible PVC-free, gel-impregnated anti-wicking cable. PMMA LED Lens array. Factory-installed circuit board with High Efficiency LEDs. Gimbal mounted, 360° rotatable and 30° tiltable. 'No tool' removable gear/lens tray.

The concrete-pour installation blackout is supplied as standard with luminaire.

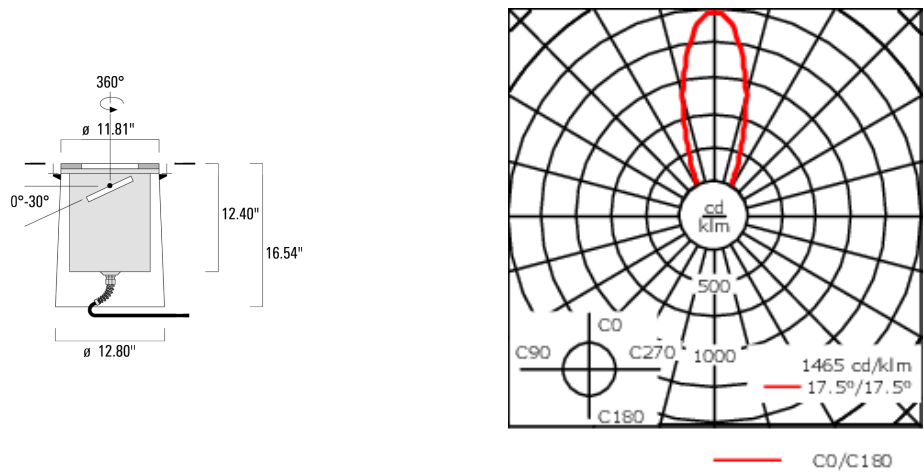
Specify product with 7 Digit product code - Finish Color. Accessories, such as mounting, optical, and electrical, must be specified separately.
Example: XXX-XXXX-9004 (Black).
+ XXX-XXXX (Accessory 1)

| | |
|--------------------|------------------------------|
| Weight | 29.90 lb |
| Light distribution | symmetric, medium beam [M] |
| Light source | LED-24/24W / 350 mA - 3000 K |
| CRI | 80 |
| Power supply | electronic gear |
| LEDs | 24 |
| Rated input power | 26.5 W |

| Nominal Lumen (lm) | |
|--------------------|------|
| LED Lumen | 155 |
| Total Lumen | 3720 |
| Tj | 85 |

| Delivered lumens (lm) | |
|-----------------------|--------|
| LED Lumen | 118.1 |
| Total Lumen | 2834.1 |
| Ta | 25 |

ETC140-GB LED ASC



Specifications

Material description

| | |
|----------------------|--|
| Body | Luminaire body constructed of deep drawn stainless steel. Outer housing composite material. |
| Lens | 5/8 in thick Antislip Coating ASC tempered glass lens (Slip Resistance Class R10), max load 5 tonnes |
| Colors | <div><div></div> Stainless Steel</div> |
| Gasket | Silicone rubber gasket |
| Fasteners | PCS polymer coated stainless steel |
| Ingress protection | IP69K - HIGHEST PROTECTION RATING AVAILABLE |
| Impact resistance | IK10+ |
| Corrosion resistance | 5CE |

Electrical description

| | |
|------------------|---|
| Power supply | Integral [ECG] electronic driver 120V-277V. 0-10V dimmable, to be specified with order. |
| Driver / Ballast | Integral [ECG] electronic driver 120V-277V. 0-10V dimmable, to be specified with order. |
| Termination | Factory sealed termination chamber |

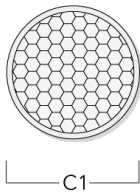
Additional information

| | |
|----------|--|
| LIFETIME | Ta=25°/40° L90B10 > 90000h |
| Dimming | 0-10V available in request. Must be factory fitted. |
| Listings | ETL, UL-1598, CSA-C22.2#250.0. Suitable for Wet Locations. |

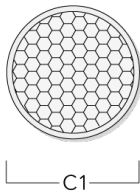
Optical Accessories

Honeycomb louvre

| Description | Part ID | C1 |
|-----------------------------------|----------|------|
| IW-ETC120_GB_LED Honeycomb louvre | 185-2869 | 2.89 |



| | | |
|------------------|----------|------|
| IW-ETC140_GB_LED | 185-2871 | 5.87 |
|------------------|----------|------|



Linear spread lens

| Description | Part ID | C1 |
|---------------------------|----------|------|
| Linear spread lens IO-180 | 185-9612 | 2.36 |

