

DOC220 LED Stainless Steel



Description

IP66. Class I. IK07. Marine-grade, die-cast aluminum alloy. 5CE superior corrosion protection including PCS hardware. Silicone CCG® Controlled Compression Gasket. Safety glass lens, hinged. Two cable entries. CAD-optimized optics for superior illumination and glare control. Integral driver in thermally separated compartment. OLC® One LED Concept. Factory-installed LED circuit board. 0-10V Dimming comes standard with luminaire. Frame with safety catch.

Suitable for installation in non-insulated ceiling. A pre-installation blockout, proud or flush, is available and recommended for mounting in concrete ceilings; to be ordered separately.

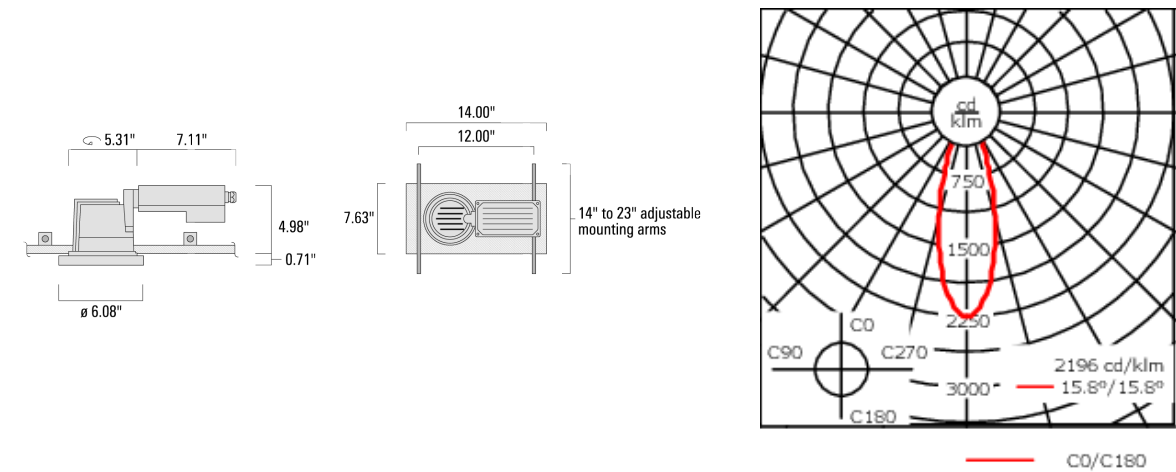
Specify product with 7 Digit product code - Finish Color. Accessories, such as mounting, optical, and electrical, must be specified separately.  
Example: XXX-XXXX-9004 (Black)  
+ XXX-XXXX (Accessory 1)

Weight	6.40 lb
Light distribution	symmetric, medium beam [M]
Light source	LED-12/24W / 700 mA - 4000 K
CRI	80
Power supply	electronic gear
LEDs	12
Rated input power	27 W

Nominal Lumen (lm)	
LED Lumen	310
Total Lumen	3720
Tj	85

Delivered lumens (lm)	
LED Lumen	267.1
Total Lumen	3205.4
Ta	25

DOC220 LED Stainless Steel



Specifications  
Material description

Body	Luminaire body constructed in die cast aluminum.
Lens	Clear tempered glass lens.
Colors	<div></div> Stainless Steel
Gasket	Silicone rubber gasket
Fasteners	PCS polymer coated stainless steel
Ingress protection	IP66
Impact resistance	IK07
Corrosion resistance	5CE

Electrical description

Power supply	Integral [ECG] electronic driver 120V-277V. 0-10V dimmable, to be specified with order.
--------------	---

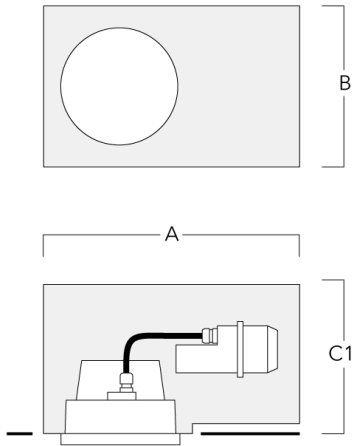
Additional information

Lifetime	LED >60,000 h Ta 25°(L70/B10) Control gear >50.000 h Ta 25°
Listings	ETL listed. Suitable for wet applications.

Mounting Accessories

Installation blackout

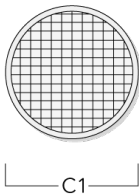
Description	Part ID	A	B	C1	C
Installation blackout BD022-I	134-0797	15.08"	7.87"	8.23"	195



Optical Accessories

Softening Lens

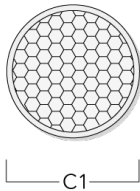
Description	Part ID	C1
IO-360-DAC/DOC220-LED	134-1440	4.13



DOC220 LED Stainless Steel

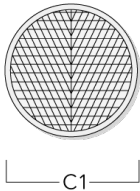
Honeycomb louvre

Description	Part ID	C1
IW-DOC22_LED	134-1444	4.13



Wallwash lens

Description	Part ID	C1
IO-20-WW-DAC/DOC220-LED	134-1491	4.13



DOC220 LED Stainless Steel

Linear spread lens

Description	Part ID	C1
IO-180-DAC/DOC220-LED	134-1381	4.13

