



Description

IP67*, Class I. IK10+. Stainless steel construction including PCS hardware. Silicone rubber gasket. Safety glass lens; max. load 5 tonnes. Luminaire can be driven over at low speed. Factory-sealed termination chamber complete with cable gland and 1,5 m of flexible PVC free cable. Cable gland with spiral cable bending protection. Factory installed LED circuit board. LED boards can be easily removed for upgrading.

The optional installation blockout is recommended for mounting. To be ordered separately.

The luminaire is not suitable for permanent underwater operation and must be switched off in the event of flooding.

Optional with Anti-Slip ceramic Coating ASC to DIN 51130 (Trip Classification 10) available on request.

* Additionally tested to IP66, IP67, IP68 0.1 bar 3h, up to 1 m depth according to DIN EN 60598 and IP69K/80° according to DIN EN 60529.

Weight	4.00 kg
Light distribution	symmetric, diffused distribution
Light source	LED-5.5W/740 - 4000 K
CRI	75
Power supply	EC
LEDs	1
Rated input power	6.5 W

Rated lumens (lm)

LED Lumen	130.7
Total Lumen	130.7
Ta	25

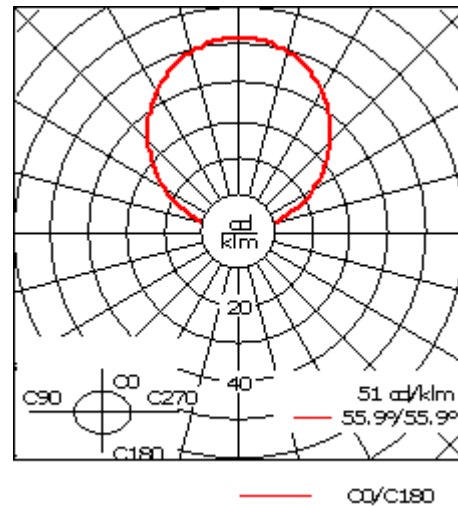
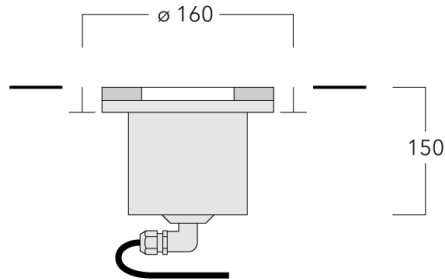
Nominal Lumen (lm)

LED Lumen	900
Total Lumen	900
Tc	25

185-2962


ETC329 LED

we-ef



Specifications

Material description

Body	Stainless steel construction
Lens	Safety glass lens; max. load 5 tonnes
Colours	 Stainless Steel
Gasket	Silicone rubber gasket
Fasteners	PCS Polymer Coated Stainless Steel Hardware
Ingress protection	IP67
Impact resistance	IK10+
Corrosion resistance	5CE

Electrical description

Power supply	220-240V / 50-60 Hz
Driver / Ballast	Integral EC electronic converter
Power factor	> 0.9
Surge protection	6/6 kV

Additional information

Lifetime	Ta=25° L90B10 > 90000h
Energy efficiency class	E (Light source)

Fagerhult Lighting Ltd

33-34 Dolben Street, SE1 0UQ London, United Kingdom

<https://we-ef.com/uk>

Subject to technical changes and errors. - Generated on 23/11/2024

Mounting Accessories

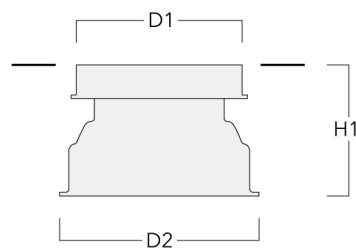
Installation cover

Description	Part ID	C1
Installation cover BE	185-0796	160



Installation blackout

Description	Part ID	D1	D2	H1	Weight (kg)	D	H
BET32-II-350/180/MDPE	185-9546	160	350	180	1	160/225	300



185-2962

ETC329 LED

we-ef

Electrical Accessories

Sealable junction box

Description	Part ID	C1	M1	M2
Sealable junction box SJB130	185-1624	146	Ø 10	Ø 12 - 19

