



Description

IP66. Class I. IK09. Marine-grade, die-cast aluminium alloy. 5CE superior corrosion protection include PCS hardware. PMMA lens. Silicone CCG® Controlled Compression Gasket. Luminaire is factory-sealed and does not need to be opened during installation.

Integral electronic converter with DALI interface in thermally separated compartment. Advanced thermal management protects LEDs while optimising lumens output. Removable LED boards for upgrading. CAD-optimised optics for superior illumination and glare control.

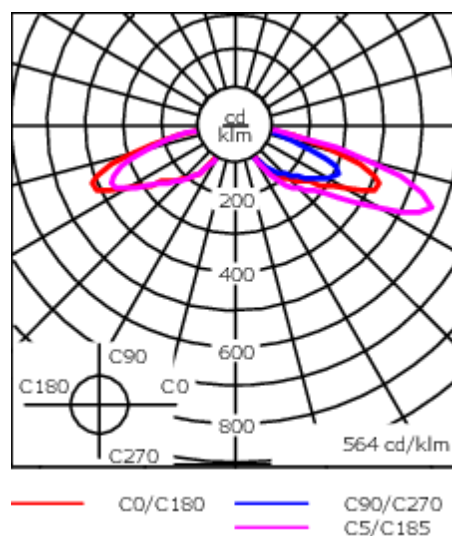
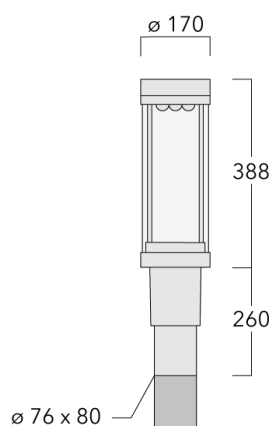
Including 0.5 m cable with a cable connector.

Recommended mounting height 3.0 - 6.0 m.

Weight	5.50 kg
Light distribution	rectangular, side throw [R65]
Light source	LED-9/18W / 700 mA - 3000 K
CRI	80
Power supply	EC
BUG	B1 U2 G1
LEDs	9
Rated input power	20 W

Nominal Lumen (lm)	
LED Lumen	290
Total Lumen	2610
Tj	85

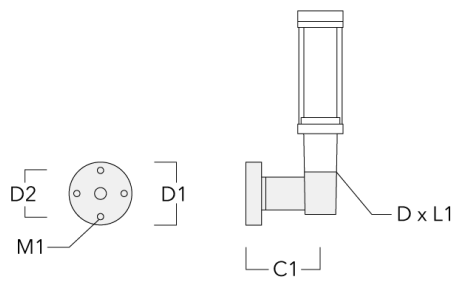
Rated lumens (lm)	
LED Lumen	246.3
Total Lumen	2216.6
Ta	25



Mounting Accessories

Wall and pole brackets RZ

Description	Part ID	C1	D1	D2	D × L1	M1	Weight (kg)
Wall bracket RZ0-400, single	115-1324	277	231	195	76 x 80	12	3.50



Pole bracket RZ2-400, double	115-1323	258			76 x 100	4.90
------------------------------	----------	-----	--	--	----------	------

