



Description

IP66, Class I. IK07. Marine-grade, die-cast aluminium alloy. 5CE superior corrosion protection + primer including PCS hardware. Silicone rubber gasket. Safety glass lens, hinged. Frame with safety catch. Two cable entries. Integral EC electronic converter in thermally separated compartment. CAD-optimised optics for superior illumination and glare control. OLC_R_ One LED Concept. Factory installed LED circuit board.

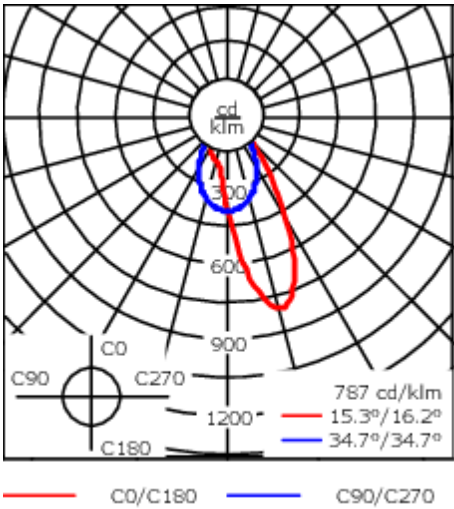
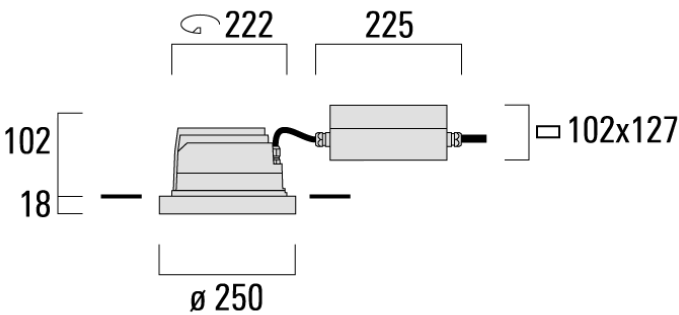
A pre-installation blackout, proud or flush, is available and recommended for mounting in concrete ceilings. To be ordered separately.

2700 K option available on request.

Weight	4.00 kg
Light distribution	wallwash [A20]
Light source	LED-24/48W / 700 mA - 4000 K
CRI	80
Power supply	EC
LEDs	24
Rated input power	54 W

Nominal Lumen (lm)	
LED Lumen	310
Total Lumen	7440
Tj	85

Rated lumens (lm)	
LED Lumen	216.1
Total Lumen	5186.6
Ta	25



Specifications

Material description

Body	Marine-grade die-cast aluminium alloy
Lens	Safety glass lens, hinged
Colours	<div><div></div> RAL9004 Signal black</div> <div><div></div> RAL9006 White aluminium</div> <div><div></div> RAL9007 Grey aluminium</div> <div><div></div> RAL9016 Traffic white</div>
Gasket	Silicone rubber gasket
Fasteners	PCS Polymer Coated Stainless Steel Hardware (unpainted)
Ingress protection	IP66
Impact resistance	IK07
Corrosion resistance	5CE+Primer

Electrical description

Power supply	230V / 50 Hz
Driver / Ballast	Integral EC electronic converter in thermally-separated compartment

WE-EF LIGHTING Pty Ltd

47 Tarnard Drive, 3195 Braeside, Victoria - Phone: +61 3 8587 0444 - Fax: +61 3 8587 0499
info.australia@we-ef.com - <https://we-ef.com/aus>
Subject to technical changes and errors. - Generated on 14/08/2025

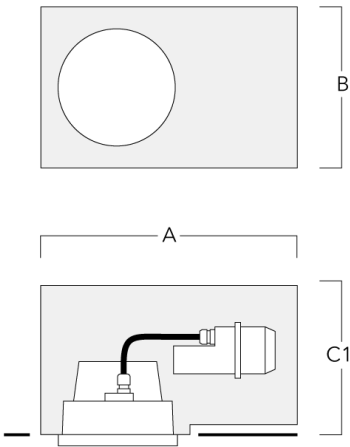
Additional information

Lifetime	Ta=40° L90B10 > 90000h
Warranty	The product is supplied with 10-year warranty. Please refer to the LED Warranty Statement located on www.we-ef.com for further details.

Mounting Accessories

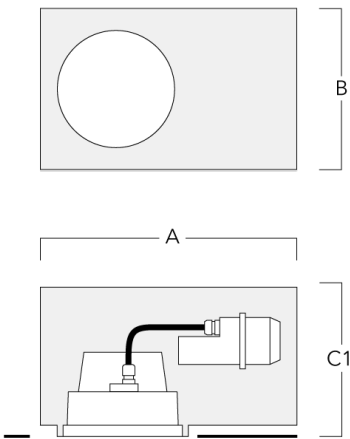
Installation blackout, proud

Description	Part ID	A	B	C1	C
Installation blackout BDO24-I	134-0798	570	305	285	270



Installation blackout, flush

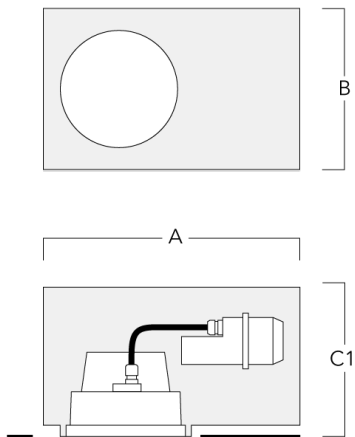
Description	Part ID	A	B	C1	C
Installation blackout BDO24-II	134-1162	573	305	303	270



DOC240 LED

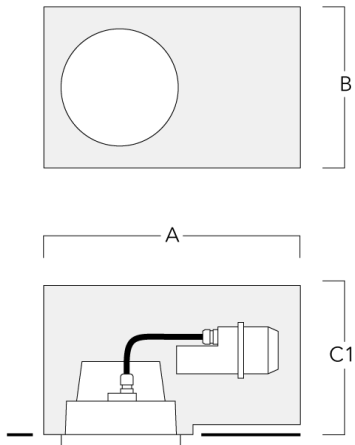
Installation blackout, flush - reduced depth

Description	Part ID	A	B	C1
Installation blackout BDO24-II-RE	134-1714	574	305	227



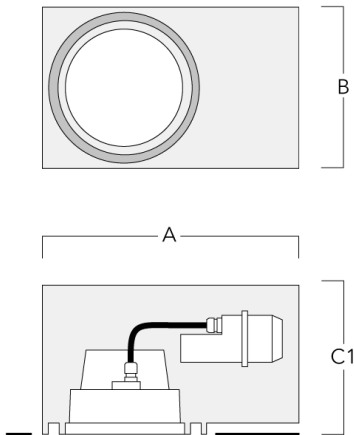
Installation blackout, proud - reduced depth

Description	Part ID	A	B	C1
Installation blackout BDO24-I-RE	134-1717	574	305	209



Installation blackout, flush with shadow line - reduced depth

Description	Part ID	A	B	C1
Installation blackout BDO24-III-RE	134-1718	573	305	227

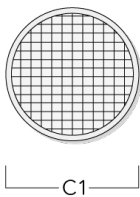


DOC240 LED

Optical Accessories

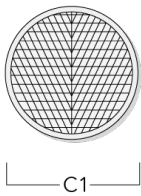
Surface wash lens

Description	Part ID	C1
IO-360-DAC/DOC240-LED	134-1441	191



Wallwash lens

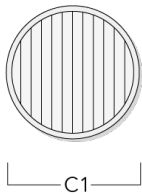
Description	Part ID	C1
IO-20-WW-DAC/DOC240-LED	134-1492	191



DOC240 LED

Linear spread lens

Description	Part ID	C1
IO-180-DAC/DOC240-LED	134-1382	191



134-1399+134-1492

DOC240 LED

we-ef

Control

DALI interface

Description	Part ID	C
DALI interface	430-0013	90

WE-EF LIGHTING Pty Ltd

47 Tarnard Drive, 3195 Braeside, Victoria - Phone: +61 3 8587 0444 - Fax: +61 3 8587 0499
info.australia@we-ef.com - <https://we-ef.com/aus>

Subject to technical changes and errors. - Generated on 14/08/2025