



Description

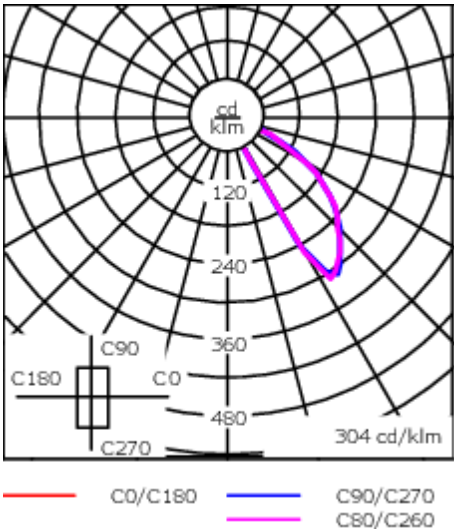
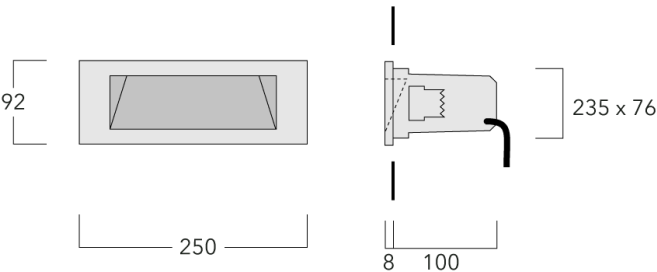
IP66, Class I. IK10. Marine-grade, die-cast aluminium alloy. 5CE superior corrosion protection + primer including PCS hardware. Silicone rubber gasket. Safety glass lens. Two cable entries. Factory installed LED circuit board. Integral EC electronic converter.

A pre-installation blockout is available and recommended for mounting in concrete walls. To be ordered separately.

Weight	1.20 kg
Light distribution	asymmetric, forward-throw [A60]
Light source	LED-18/9W / 500 mA - 3000 K
CRI	80
Power supply	EC
BUG	B0 U1 G0
LEDs	1
Rated input power	11 W

Rated lumens (lm)	
LED Lumen	360.7
Total Lumen	360.7
Ta	25

Nominal Lumen (lm)	
LED Lumen	1500
Total Lumen	1500
Tc	25



Specifications
Material description

Body	Marine-grade die-cast aluminium alloy
Lens	Safety glass lens
Colours	<div><div></div> RAL9004 Signal black</div> <div><div></div> RAL9006 White aluminium</div> <div><div></div> RAL9007 Grey aluminium</div>
Gasket	Silicone rubber gasket
Fasteners	PCS Polymer Coated Stainless Steel Hardware (unpainted)
Ingress protection	IP66
Impact resistance	IK10
Corrosion resistance	5CE+Primer

Electrical description

Power supply	230V / 50 Hz
Driver / Ballast	Integral EC electronic converter

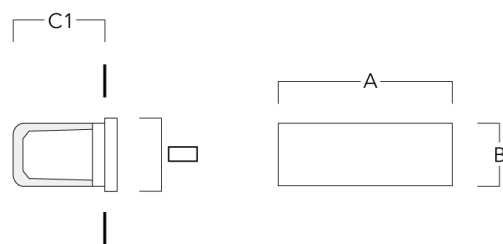
Additional information

Lifetime	Ta=40° L80B10 > 54000h
Warranty	The product is supplied with 10-year warranty. Please refer to the LED Warranty Statement located on www.we-ef.com for further details.

Mounting Accessories

Installation blackout

Description	Part ID	A	B	C1	C
Installation blackout BST25-I	133-0076	267	132	130	130



Installation blackout BST25-II	133-0078	267	132	140	140
--------------------------------	----------	-----	-----	-----	-----

