



Description

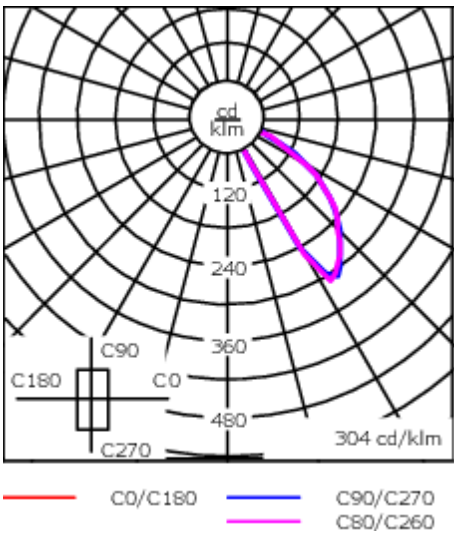
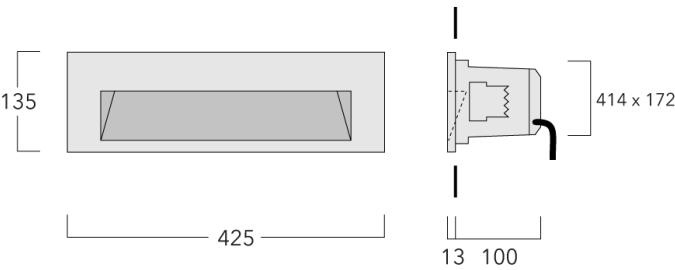
IP66, Class I. Class II on request. IK10. Marine-grade, die-cast aluminium alloy. 5CE superior corrosion protection including PCS hardware. Silicone rubber gasket. Safety glass lens. Two cable entries. Factory installed LED circuit board. Integral EC electronic converter.

A pre-installation blackout is available and recommended for mounting in concrete walls. To be ordered separately.

Weight	3.00 kg
Light distribution	asymmetric, forward-throw [A60]
Light source	LED-36/8W - 3000 K
CRI	80
Power supply	EC
LEDs	1
Rated input power	10 W

Rated lumens (lm)	
LED Lumen	355.9
Total Lumen	355.9
Ta	25

Nominal Lumen (lm)	
LED Lumen	1480
Total Lumen	1480
Tc	25



Specifications
Material description

Body	Marine-grade die-cast aluminium alloy
Lens	Safety glass lens
Colours	<div><div></div> RAL9004 Signal black</div> <div><div></div> RAL9006 White aluminium</div> <div><div></div> RAL9007 Grey aluminium</div> <div><div></div> RAL7016 Anthracite grey</div> <div><div></div> RAL9016 Traffic white</div>
Gasket	Silicone rubber gasket
Fasteners	PCS Polymer Coated Stainless Steel Hardware
Ingress protection	IP66
Impact resistance	IK10
Corrosion resistance	5CE

Electrical description

Power supply	220-240V / 50-60 Hz
Driver / Ballast	Integral EC electronic converter
Surge protection	1/2 kV

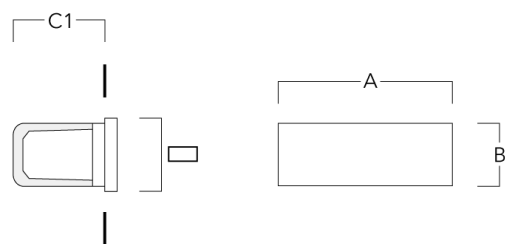
Additional information

Lifetime	Ta=25° L80B10 > 54000h
Energy efficiency class	C (Light source)

Mounting Accessories

Installation blackout

Description	Part ID	A	B	C1	C
Installation blackout BST27-I	133-0217	447	157	125	130



Installation blackout BST27-II	133-0219	447	157	135	140
--------------------------------	----------	-----	-----	-----	-----

