

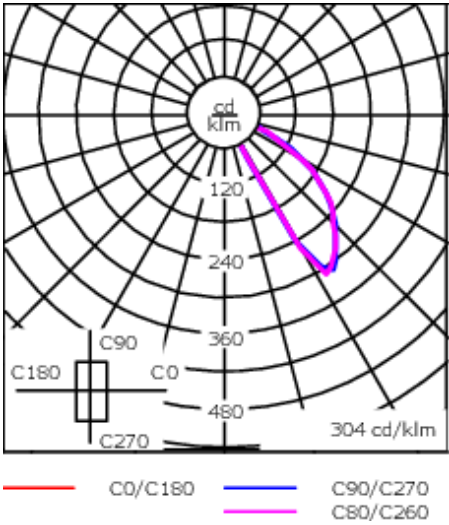
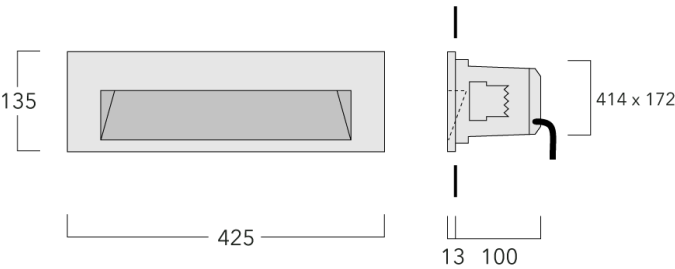


Description

IP66, Class I. IK10. Marine-grade, die-cast aluminium alloy. 5CE superior corrosion protection + primer including PCS hardware. Silicone rubber gasket. Safety glass lens. Two cable entries. Factory installed LED circuit board. Integral EC electronic converter.

A pre-installation blockout is available and recommended for mounting in concrete walls. To be ordered separately.

Weight	3.00 kg
Light distribution	asymmetric, forward-throw [A60]
Light source	LED-36/8W - 4000 K
CRI	75
Power supply	EC
LEDs	1
Rated input power	10 W
Rated lumens (lm)	
LED Lumen	384.8
Total Lumen	384.8
Ta	25
Nominal Lumen (lm)	
LED Lumen	1600
Total Lumen	1600
Tc	25



Specifications  
Material description

Body	Marine-grade die-cast aluminium alloy
Lens	Safety glass lens
Colours	<div><div></div> RAL9004 Signal black</div> <div><div></div> RAL9006 White aluminium</div> <div><div></div> RAL9007 Grey aluminium</div>
Gasket	Silicone rubber gasket
Fasteners	PCS Polymer Coated Stainless Steel Hardware (unpainted)
Ingress protection	IP66
Impact resistance	IK10
Corrosion resistance	5CE+Primer

Electrical description

Power supply	230V / 50 Hz
Driver / Ballast	Integral EC electronic converter

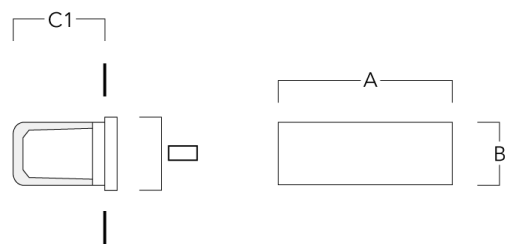
Additional information

Lifetime	Ta=40° L80B10 > 54000h
Warranty	The product is supplied with 10-year warranty. Please refer to the LED Warranty Statement located on <a href="http://www.we-ef.com">www.we-ef.com</a> for further details.

Mounting Accessories

Installation blackout

Description	Part ID	A	B	C1	C
Installation blackout BST27-I	133-0217	447	157	125	130



Installation blackout BST27-II	133-0219	447	157	135	140
--------------------------------	----------	-----	-----	-----	-----

