



**Description**

IP66, Class I. IK08. Marine-grade die-cast aluminium alloy. 5CE superior corrosion protection + primer including PCS hardware. Silicone CCG® Controlled Compression Gasket. Safety glass lens, hinged. IP68 cable connector. Integral EC electronic converter. DALI. CAD- optimised OLC® PMMA lens. Integrated surge protection 6/6kV. Optional 2200 K version available. To be specified at time of ordering.

|                           |                               |
|---------------------------|-------------------------------|
| Weight                    | 9.90 kg                       |
| Light distribution        | rectangular, side throw [R65] |
| Light source              | LED-18/36W / 700 mA - 3000 K  |
| CRI                       | 80                            |
| Power supply              | EC                            |
| LEDs                      | 18                            |
| Rated input power         | 41 W                          |
| <b>Nominal Lumen (lm)</b> |                               |
| LED Lumen                 | 290                           |
| Total Lumen               | 5220                          |
| Tj                        | 85                            |
| <b>Rated lumens (lm)</b>  |                               |
| LED Lumen                 | 211.7                         |
| Total Lumen               | 3810.7                        |
| Ta                        | 25                            |



## Specifications

### Material description

|                      |  |
|----------------------|--|
| Body                 | Marine-grade, die-cast aluminium alloy   |
| Lens                 | Safety glass lens, hinged  |
| Colours              | <div style="display: flex; align-items: center;"> <div style="width: 20px; height: 15px; background-color: black; margin-right: 5px;"></div> <span>RAL9004 Signal black</span> </div> <div style="display: flex; align-items: center; margin-top: 5px;"> <div style="width: 20px; height: 15px; background-color: #cccccc; margin-right: 5px;"></div> <span>RAL9006 White aluminium</span> </div> <div style="display: flex; align-items: center; margin-top: 5px;"> <div style="width: 20px; height: 15px; background-color: #808080; margin-right: 5px;"></div> <span>RAL9007 Grey aluminium</span> </div> |
| Gasket               | Silicone CCG® Controlled Compression Gasket  |
| Fasteners            | PCS Polymer Coated Stainless Steel Hardware  |
| Ingress protection   | IP66   |
| Impact resistance    | IK08   |
| Corrosion resistance | 5CE+Primer   |
| Windage              | 0.098 m <sup>2</sup>   |

### Electrical description

|                  |  |
|------------------|--|
| Power supply     | 220-240V / 50-60 Hz  |
| Driver / Ballast | Integral EC electronic converter. DALI   |
| Power factor     | > 0.9  |
| Surge protection | In-pole surge protection SP10 device supplied. Please refer to WE-EF installation instructions for details. Use suffix +A for Integral surge protection. |

### Additional information

|          |                        |
|----------|------------------------|
| Lifetime | Ta=40° L90B10 > 90000h |
|----------|------------------------|

#### WE-EF LIGHTING Pty Ltd

47 Tarnard Drive, 3195 Braeside, Victoria - Phone: +61 3 8587 0444 - Fax: +61 3 8587 0499

info.australia@we-ef.com - <https://we-ef.com/aus>

Subject to technical changes and errors. - Generated on 05/10/2025

**107-0083**

**EFL540 LED**

**we-ef**

## **Control**

### **Eco Step Dim® Basic**

| Description             | Part ID  |
|-------------------------|----------|
| Eco Step Dim® Basic LED | 430-0001 |

### **Eco Step Dim® Advanced**

| Description                | Part ID  |
|----------------------------|----------|
| Eco Step Dim® Advanced LED | 430-0002 |

**WE-EF LIGHTING Pty Ltd**

47 Tarnard Drive, 3195 Braeside, Victoria - Phone: +61 3 8587 0444 - Fax: +61 3 8587 0499

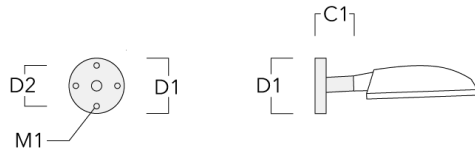
info.australia@we-ef.com - <https://we-ef.com/aus>

Subject to technical changes and errors. - Generated on 05/10/2025

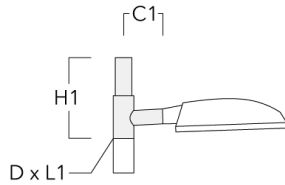
**Mounting Accessories**

**Wall and pole brackets RE**

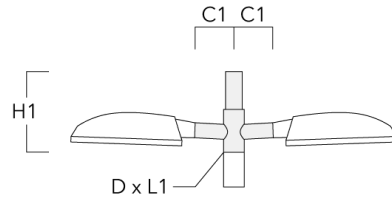
| Description          | Part ID  | C1  | D1  | D2  | D × L1 | H1 | M1 | Weight (kg) | C   | H |
|----------------------|----------|-----|-----|-----|--------|----|----|-------------|-----|---|
| RE0-540 Wall bracket | 111-0084 | 180 | 230 | 195 |        |    | 12 | 3.20        | 140 |   |



|                              |          |     |  |  |          |     |  |      |     |     |
|------------------------------|----------|-----|--|--|----------|-----|--|------|-----|-----|
| RE1-540 Pole bracket, single | 111-0042 | 200 |  |  | 76 x 130 | 550 |  | 4.60 | 200 | 550 |
|------------------------------|----------|-----|--|--|----------|-----|--|------|-----|-----|

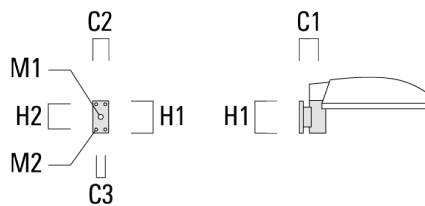


| Description                  | Part ID  | C1  | D1 | D2 | D × L1   | H1  | M1 | Weight (kg) | C   | H   |
|------------------------------|----------|-----|----|----|----------|-----|----|-------------|-----|-----|
| RE2-540 Pole bracket, double | 111-0043 | 200 |    |    | 76 x 130 | 550 |    | 5.30        | 200 | 550 |



**Wall and pole brackets RV**

| Description      | Part ID  | Additional information | C1  | C2  | C3 | D1 | D × L1 | H1  | H2  | M1 | M2 | Weight (kg) | C   | D | H |
|------------------|----------|------------------------|-----|-----|----|----|--------|-----|-----|----|----|-------------|-----|---|---|
| RV0 Wall Bracket | 108-0979 | RV0 Wall bracket       | 108 | 100 | 60 |    |        | 200 | 160 | 38 | 12 | 2.00        | 108 |   |   |

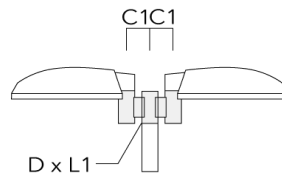


107-0083

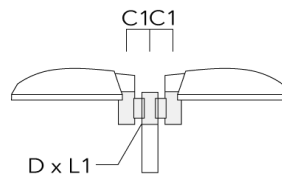
EFL540 LED

**we-ef**

| Description                 | Part ID  | Additional information | C1 | C2 | C3 | D1 | D x L1   | H1 | H2 | M1 | M2 | Weight (kg) | C   | D  | H   |
|-----------------------------|----------|------------------------|----|----|----|----|----------|----|----|----|----|-------------|-----|----|-----|
| RV2-76 Pole bracket, double | 108-0980 | 147                    |    |    |    |    | 76 x 100 |    |    |    |    | 4.80        | 147 | 76 | 200 |



|                             |          |     |  |  |  |  |          |  |  |  |  |      |     |    |     |
|-----------------------------|----------|-----|--|--|--|--|----------|--|--|--|--|------|-----|----|-----|
| RV2-60 Pole bracket, double | 108-0981 | 147 |  |  |  |  | 60 x 100 |  |  |  |  | 4.80 | 147 | 60 | 200 |
|-----------------------------|----------|-----|--|--|--|--|----------|--|--|--|--|------|-----|----|-----|



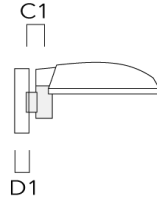
**WE-EF LIGHTING Pty Ltd**

47 Tarnard Drive, 3195 Braeside, Victoria - Phone: +61 3 8587 0444 - Fax: +61 3 8587 0499

info.australia@we-ef.com - <https://we-ef.com/aus>

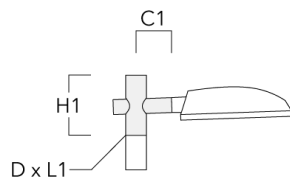
Subject to technical changes and errors. - Generated on 05/10/2025

| Description      | Part ID  | Additional information | C1 | C2 | C3 | D1     | D × L1 | H1 | H2 | M1 | M2 | Weight (kg) | C   | D | H   |
|------------------|----------|------------------------|----|----|----|--------|--------|----|----|----|----|-------------|-----|---|-----|
| RV5 Pole bracket | 108-0982 | 108                    |    |    |    | 76-240 |        |    |    |    |    | 1.70        | 106 |   | 200 |



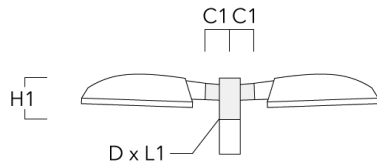
**Pole brackets RF**

| Description                  | Part ID  | C1  | D × L1  | H1  | Weight (kg) | C   | H   |
|------------------------------|----------|-----|---------|-----|-------------|-----|-----|
| RF1-540 Pole bracket, single | 111-0046 | 200 | 76 x 80 | 200 | 2.60        | 200 | 300 |



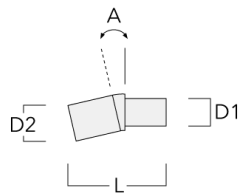
**EFL540 LED**

| Description                  | Part ID  | C1  | D × L1  | H1  | Weight (kg) | C   | H   |
|------------------------------|----------|-----|---------|-----|-------------|-----|-----|
| RF2-540 Pole bracket, double | 111-0047 | 200 | 76 x 80 | 200 | 3.30        | 200 | 300 |



**Tilt brackets TB**

| Description                   | Part ID  | A   | D1      | D2       | L   | Weight (kg) |
|-------------------------------|----------|-----|---------|----------|-----|-------------|
| TB-540.60-10 Tilt bracket 10° | 111-0636 | 10° | 60 x 90 | 60 x 100 | 205 | 0.70        |



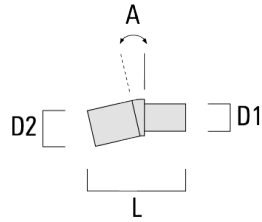


107-0083

EFL540 LED

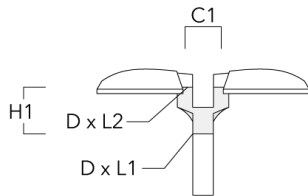
**we-ef**

| Description                   | Part ID  | A   | D1      | D2       | L   | Weight (kg) |
|-------------------------------|----------|-----|---------|----------|-----|-------------|
| TB-540.60-15 Tilt bracket 15° | 111-0637 | 15° | 60 x 90 | 60 x 100 | 205 | 0.70        |



### Post top fitter AKV

| Description | Part ID  | C1  | D × L1 | D × L2 | H1  | Weight (kg) |
|-------------|----------|-----|--------|--------|-----|-------------|
| AKV2-76     | 300-0053 | 180 | 76x100 | 67x    | 235 | 1.50        |



**WE-EF LIGHTING Pty Ltd**

47 Tarnard Drive, 3195 Braeside, Victoria - Phone: +61 3 8587 0444 - Fax: +61 3 8587 0499

info.australia@we-ef.com - <https://we-ef.com/aus>

Subject to technical changes and errors. - Generated on 05/10/2025

**107-0083**

**EFL540 LED**

**we-ef**

## **Optical Accessories**

### **Light shield**

| Description | Part ID  | Additional information   |
|-------------|----------|--|
| LS180       | 003-4019 | Glare Shield for backlight spill. Glare Shield factory-installed or available as retrofit kit. Suitable for [S60], [S65], [S70], [R65], [P65] lenses. Must be specified at time of ordering. |

**WE-EF LIGHTING Pty Ltd**

47 Tarnard Drive, 3195 Braeside, Victoria - Phone: +61 3 8587 0444 - Fax: +61 3 8587 0499

info.australia@we-ef.com - <https://we-ef.com/aus>

Subject to technical changes and errors. - Generated on 05/10/2025