

**108-1700**

**PFL240 LED**

**we-ef**



**Description**

IP66. Class I. IK08. Marine-grade, die-cast aluminum alloy. 5CE superior corrosion protection including PCS hardware. Silicone CCG® Controlled Compression Gasket. Safety glass lens, hinged frame. Luminaire is factory-wired and supplied with 30' of black, three conductor, flexible SEOW cord for power connection at pole-base hand hole. PMMA optics for superior illumination and glare control. OLC® One LED Concept. 0-10V Dimming comes standard with luminaire.

Recommended mounting height 10-30 ft, depending on wattage selected; mounting bracket required.

Specify product with 7 Digit product code - Finish Color. Accessories, such as mounting, optical, and electrical, must be specified separately.

Example: XXX-XXXX-9004 (Black)  
+ XXX-XXXX (Accessory 1)

|                    |                              |
|--------------------|------------------------------|
| Weight             | 29.76 lb                     |
| Light distribution | [S65] Type III Medium        |
| Light source       | LED-18/36W / 700 mA - 4000 K |
| CRI                | 80                           |
| Power supply       | electronic gear              |
| BUG                | B1 U0 G1                     |
| LEDs               | 18                           |
| Rated input power  | 41 W                         |

**Nominal Lumen (lm)**

|             |      |
|-------------|------|
| LED Lumen   | 310  |
| Total Lumen | 5580 |
| Tj          | 85   |

**Rated lumens (lm)**

|             |        |
|-------------|--------|
| LED Lumen   | 248.4  |
| Total Lumen | 4471.2 |
| Ta          | 25     |

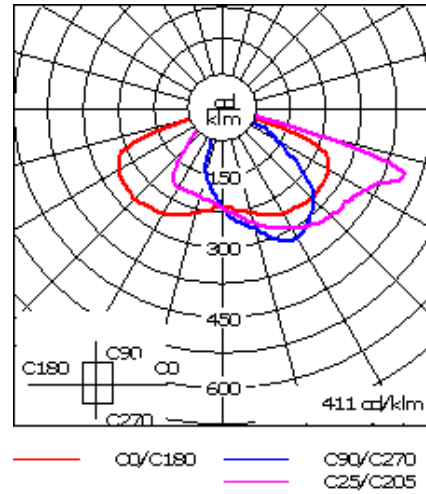
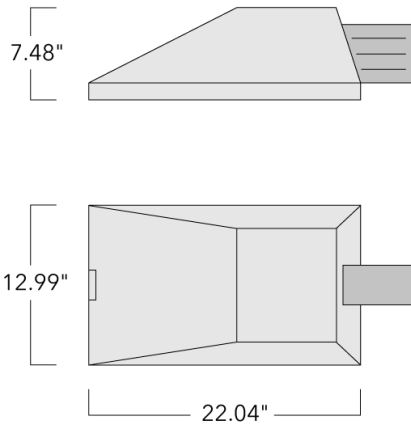
**WE-EF LIGHTING USA, LLC**

410-D Keystone Drive, 15086 Warrendale, PA 15086 - Phone: +1 724 742 0030  
customersupport.usa@we-ef.com - <https://we-ef.com/us>  
Subject to technical changes and errors. - Generated on 11/23/2024

108-1700

PFL240 LED

**we-ef**



## Specifications

### Material description

|                      |   |
|----------------------|---|
| Body                 | Marine-grade, die-cast aluminium alloy  |
| Lens                 | Safety glass lens, hinged   |
| Colors               | <div style="display: flex; flex-direction: column; gap: 5px;"> <div><span style="display: inline-block; width: 15px; height: 15px; background-color: black; margin-right: 5px;"></span> RAL9004 Black</div> <div><span style="display: inline-block; width: 15px; height: 15px; background-color: grey; margin-right: 5px;"></span> RAL9007 Grey Metallic</div> <div><span style="display: inline-block; width: 15px; height: 15px; background-color: white; margin-right: 5px;"></span> RAL9016 White</div> <div><span style="display: inline-block; width: 15px; height: 15px; background-color: darkgrey; margin-right: 5px;"></span> RAL8019 Dark Bronze</div> </div> |
| Gasket               | Silicone CCG® Controlled Compression Gasket   |
| Fasteners            | PCS Polymer Coated Stainless Steel Hardware   |
| Ingress protection   | IP66  |
| Impact resistance    | IK08  |
| Corrosion resistance | 5CE superior corrosion protection system  |
| Windage              | 0.81 ft <sup>2</sup>  |

### WE-EF LIGHTING USA, LLC

410-D Keystone Drive, 15086 Warrendale, PA 15086 - Phone: +1 724 742 0030

customersupport.usa@we-ef.com - <https://we-ef.com/us>

Subject to technical changes and errors. - Generated on 11/23/2024

**108-1700**

**PFL240 LED**

**we-ef**

### **Electrical description**

---

|                  |   |
|------------------|---|
| Power supply     | Integral [ECG] electronic driver 120V-277V. 0-10V dimmable, to be specified with order. |
| Driver / Ballast | Integral EC electronic converter  |
| Power factor     | > 0.9   |
| Surge protection | Integral 10kV Surge Protector   |

---

### **Additional information**

---

|            |   |
|------------|---|
| Lifetime   | Ta=25°/40° L90B10 > 90000h  |
| BUG Rating | Please see individual Spec Sheets for classification of Backlight, Uplight and Glare. |
| Listings   | ETL, UL-1598, CSA-C22.2#250.0. Suitable for Wet Locations.                            |

---

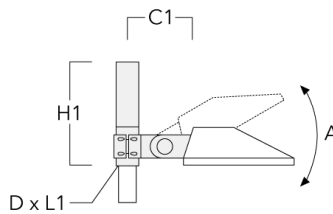
**WE-EF LIGHTING USA, LLC**

410-D Keystone Drive, 15086 Warrendale, PA 15086 - Phone: +1 724 742 0030  
customersupport.usa@we-ef.com - <https://we-ef.com/us>  
Subject to technical changes and errors. - Generated on 11/23/2024

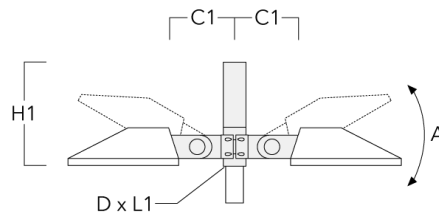
**Mounting Accessories**

**Wall and pole brackets KI**

| Description                  | Part ID  | A    | C1   | D1 | D2 | D x L1 | H1    | M1 | Weight (lb) | Alpha       | C   | D | H   |
|------------------------------|----------|------|------|----|----|--------|-------|----|-------------|-------------|-----|---|-----|
| KI1-240 Pole bracket, single | 108-0491 | ±30° | 8.27 |    |    | 3 x 4  | 20.67 |    | 15.21       | +15° / -30° | 210 |   | 525 |



|                              |          |      |       |  |  |       |        |  |           |             |     |  |     |
|------------------------------|----------|------|-------|--|--|-------|--------|--|-----------|-------------|-----|--|-----|
| KI2-240 Pole bracket, double | 108-0492 | ±30° | 8.27" |  |  | 3 x 4 | 20.67" |  | 15.21 lbs | +15° / -30° | 210 |  | 525 |
|------------------------------|----------|------|-------|--|--|-------|--------|--|-----------|-------------|-----|--|-----|



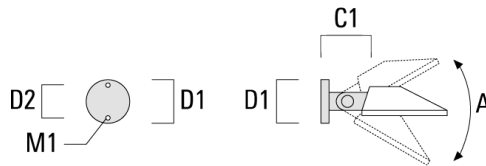
**WE-EF LIGHTING USA, LLC**

410-D Keystone Drive, 15086 Warrendale, PA 15086 - Phone: +1 724 742 0030

customersupport.usa@we-ef.com - <https://we-ef.com/us>

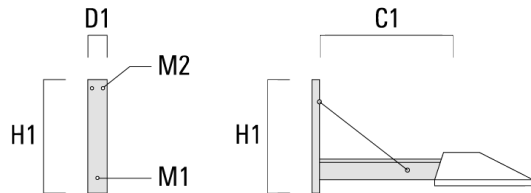
Subject to technical changes and errors. - Generated on 11/23/2024

| Description          | Part ID  | A   | C1   | D1   | D2   | D × L1 | H1 | M1 | Weight (lb) | Alpha       | C   | D   | H   |
|----------------------|----------|-----|------|------|------|--------|----|----|-------------|-------------|-----|-----|-----|
| K10-240 Wall bracket | 108-0493 | 30° | 8.27 | 7.09 | 5.51 |        |    |    | 0.47        | +15° / -30° | 210 | 180 | 180 |



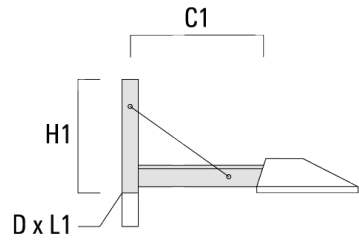
**Pole brackets KL**

| Description          | Part ID  | C1     | D × L1 | H1     | L | Weight (lb) | C   | H   |
|----------------------|----------|--------|--------|--------|---|-------------|-----|-----|
| KL0-240 Wall bracket | 108-2138 | 28.94" |        | 31.02" |   | 20 lbs      | 725 | 750 |



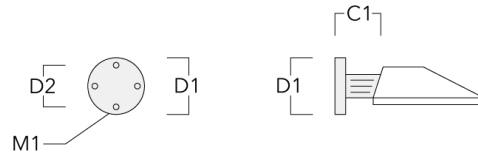
**PFL240 LED**

| Description                  | Part ID  | C1    | D x L1 | H1    | L    | Weight (lb) | C   | H   |
|------------------------------|----------|-------|--------|-------|------|-------------|-----|-----|
| KL1-240 Pole bracket, single | 108-0342 | 28.94 | 3 x 5  | 29.53 | 2.99 | 19.84       | 725 | 750 |



**Wall and pole brackets KP**

| Description          | Part ID  | C1   | D1   | D2   | D x L1 | H1 | L | M1   | Weight (lb) | C   | D   | H   |
|----------------------|----------|------|------|------|--------|----|---|------|-------------|-----|-----|-----|
| KP0-240 Wall bracket | 108-0103 | 7.87 | 9.06 | 7.68 |        |    |   | 0.47 | 4.41        | 175 | 230 | 230 |



**WE-EF LIGHTING USA, LLC**

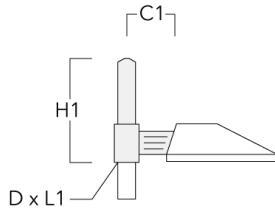
410-D Keystone Drive, 15086 Warrendale, PA 15086 - Phone: +1 724 742 0030

customersupport.usa@we-ef.com - <https://we-ef.com/us>

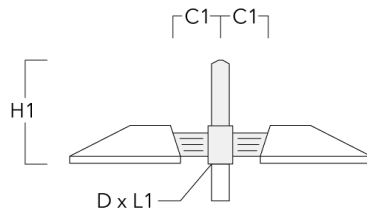
Subject to technical changes and errors. - Generated on 11/23/2024

**PFL240 LED**

| Description                  | Part ID  | C1   | D1 | D2 | D × L1 | H1    | L    | M1 | Weight (lb) | C   | D | H   |
|------------------------------|----------|------|----|----|--------|-------|------|----|-------------|-----|---|-----|
| KP1-240 Pole bracket, single | 108-0104 | 8.46 |    |    | 3 x 3  | 22.64 | 2.99 |    | 8.38        | 175 |   | 575 |



|                              |          |      |  |  |       |       |      |  |      |     |  |     |
|------------------------------|----------|------|--|--|-------|-------|------|--|------|-----|--|-----|
| KP2-240 Pole bracket, double | 108-0105 | 8.46 |  |  | 3 x 3 | 22.64 | 2.99 |  | 8.38 | 175 |  | 575 |
|------------------------------|----------|------|--|--|-------|-------|------|--|------|-----|--|-----|



**WE-EF LIGHTING USA, LLC**

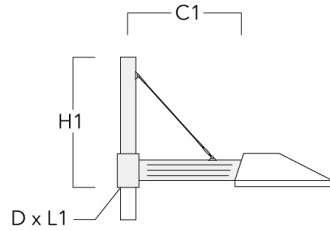
410-D Keystone Drive, 15086 Warrendale, PA 15086 - Phone: +1 724 742 0030

customersupport.usa@we-ef.com - <https://we-ef.com/us>

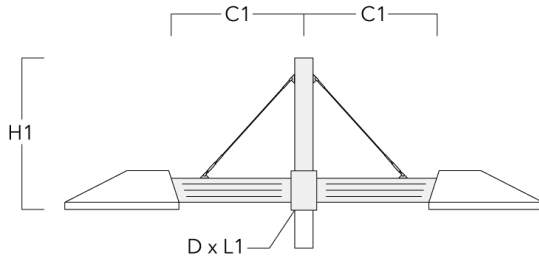
Subject to technical changes and errors. - Generated on 11/23/2024

**Pole brackets KP\_L**

| Description                    | Part ID  | C1    | D x L1 | H1    | L    | Weight (lb) | C   | H   |
|--------------------------------|----------|-------|--------|-------|------|-------------|-----|-----|
| KP1-L-240 Pole bracket, single | 108-0268 | 25.00 | 3 x 5  | 22.64 | 2.99 | 20.06       | 175 | 575 |



|                                |          |       |       |       |      |       |     |     |
|--------------------------------|----------|-------|-------|-------|------|-------|-----|-----|
| KP2-L-240 Pole bracket, double | 108-0373 | 25.00 | 3 x 5 | 22.64 | 2.99 | 33.07 | 175 | 575 |
|--------------------------------|----------|-------|-------|-------|------|-------|-----|-----|



**WE-EF LIGHTING USA, LLC**

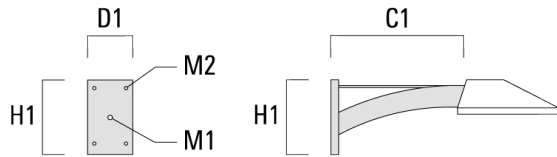
410-D Keystone Drive, 15086 Warrendale, PA 15086 - Phone: +1 724 742 0030  
customersupport.usa@we-ef.com - <https://we-ef.com/us>

Subject to technical changes and errors. - Generated on 11/23/2024

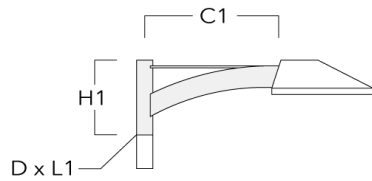


**Pole brackets KX**

| Description          | Part ID  | C1     | D × L1 | H1     | L | Weight (lb) | C   | H   |
|----------------------|----------|--------|--------|--------|---|-------------|-----|-----|
| KX0-240 Wall bracket | 108-0317 | 28.94" |        | 13.78" |   | 16 lbs      | 725 | 410 |



|                              |          |       |       |       |      |       |     |     |
|------------------------------|----------|-------|-------|-------|------|-------|-----|-----|
| KX1-240 Pole bracket, single | 108-0343 | 28.94 | 3 x 5 | 16.14 | 2.99 | 15.43 | 725 | 410 |
|------------------------------|----------|-------|-------|-------|------|-------|-----|-----|



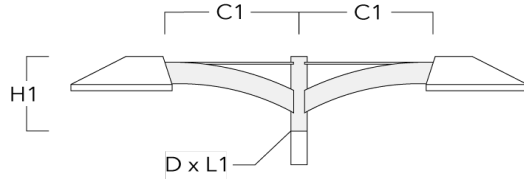
**WE-EF LIGHTING USA, LLC**

410-D Keystone Drive, 15086 Warrendale, PA 15086 - Phone: +1 724 742 0030

customersupport.usa@we-ef.com - <https://we-ef.com/us>

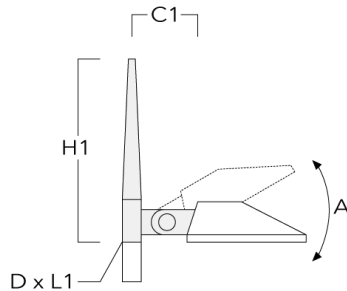
Subject to technical changes and errors. - Generated on 11/23/2024

| Description                  | Part ID  | C1    | D x L1 | H1    | L    | Weight (lb) | C   | H   |
|------------------------------|----------|-------|--------|-------|------|-------------|-----|-----|
| KX2-240 Pole bracket, double | 108-0534 | 28.94 | 3 x 5  | 16.14 | 2.99 | 24.25       | 725 | 410 |



**Pole brackets KY**

| Description                  | Part ID  | A    | C1   | D x L1 | H1    | L    | Weight (lb) | Alpha       | C   | H   |
|------------------------------|----------|------|------|--------|-------|------|-------------|-------------|-----|-----|
| KY1-240 Pole bracket, single | 108-0500 | ±30° | 8.27 | 3 x 3  | 36.61 | 2.99 | 21.83       | +15° / -30° | 210 | 575 |



**WE-EF LIGHTING USA, LLC**

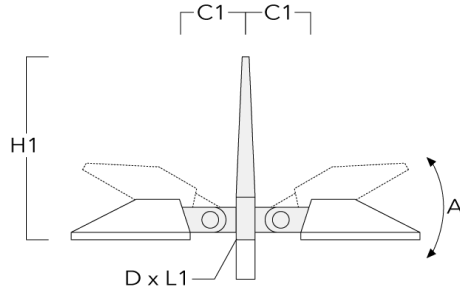
410-D Keystone Drive, 15086 Warrendale, PA 15086 - Phone: +1 724 742 0030

customersupport.usa@we-ef.com - <https://we-ef.com/us>

Subject to technical changes and errors. - Generated on 11/23/2024

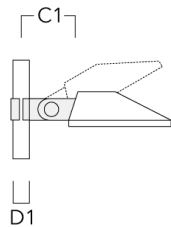
**PFL240 LED**

| Description                  | Part ID  | A    | C1   | D × L1 | H1    | L    | Weight (lb) | Alpha       | C   | H   |
|------------------------------|----------|------|------|--------|-------|------|-------------|-------------|-----|-----|
| KY2-240 Pole bracket, double | 108-0501 | ±30° | 8.27 | 3 x 3  | 28.74 | 2.99 | 28.22       | +15° / -30° | 210 | 575 |



**Pole clamp SI**

| Description                            | Part ID  | C1   | D1      | Weight (lb) | C   |
|--|----------|------|---------|-------------|-----|
| SI1-240 Pole clamp, single (Ø 4"-4.5") | 108-0781 | 8.27 | 4.0-4.5 | 8.82        | 210 |



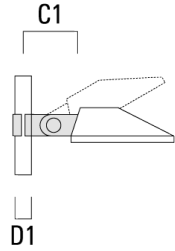
**WE-EF LIGHTING USA, LLC**

410-D Keystone Drive, 15086 Warrendale, PA 15086 - Phone: +1 724 742 0030  
 customersupport.usa@we-ef.com - <https://we-ef.com/us>  
 Subject to technical changes and errors. - Generated on 11/23/2024

---

| Description                            | Part ID  | C1    | D1        | Weight (lb) | C   |
|--|----------|-------|-----------|-------------|-----|
| SI1-240 Pole clamp, single (Ø 3"-3.5") | 108-0482 | 8.27" | 3.0"-3.5" | 7.94 lbs    | 210 |

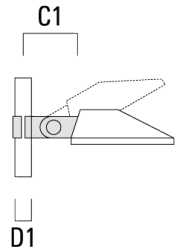
---



---

|   |          |      |           |          |     |
|---|----------|------|-----------|----------|-----|
| SI1-240 Pole clamp, single (Ø 4.5"-5.25") | 108-0483 | 8.27 | 4.50-5.25 | 9.70 lbs | 210 |
|---|----------|------|-----------|----------|-----|

---

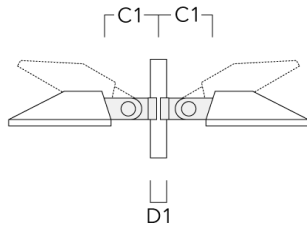


**PFL240 LED**

---

| Description                            | Part ID  | C1   | D1      | Weight (lb) | C   |
|--|----------|------|---------|-------------|-----|
| SI2-240 Pole clamp, double (Ø 4"-4.5") | 108-0783 | 8.27 | 4.0-4.5 | 12.57       | 210 |

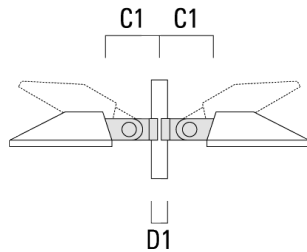
---



---

|  |          |       |           |           |     |
|--|----------|-------|-----------|-----------|-----|
| SI2-240 Pole clamp, double (Ø 3"-3.5") | 108-0484 | 8.27" | 3.0"-3.5" | 15.88 lbs | 210 |
|--|----------|-------|-----------|-----------|-----|

---



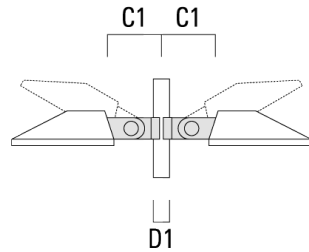
**WE-EF LIGHTING USA, LLC**

410-D Keystone Drive, 15086 Warrendale, PA 15086 - Phone: +1 724 742 0030  
customersupport.usa@we-ef.com - <https://we-ef.com/us>

Subject to technical changes and errors. - Generated on 11/23/2024

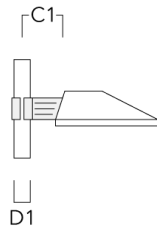
**PFL240 LED**

| Description                               | Part ID  | C1   | D1        | Weight (lb) | C   |
|---|----------|------|-----------|-------------|-----|
| SI2-240 Pole clamp, double (Ø 4.5"-5.25") | 108-0485 | 8.27 | 4.50-5.25 | 13.70 lbs   | 210 |



**Pole clamp SK**

| Description                            | Part ID  | C1   | D1       | Weight (lb) | C   |
|--|----------|------|----------|-------------|-----|
| SK1-240 Pole clamp, single (Ø 4"-4.5") | 108-0782 | 6.89 | 4.0-4.50 | 7.50        | 175 |



**WE-EF LIGHTING USA, LLC**

410-D Keystone Drive, 15086 Warrendale, PA 15086 - Phone: +1 724 742 0030

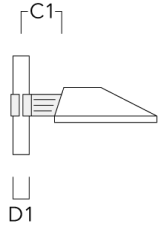
customersupport.usa@we-ef.com - <https://we-ef.com/us>

Subject to technical changes and errors. - Generated on 11/23/2024

---

| Description                            | Part ID  | C1   | D1       | Weight (lb) | C   |
|--|----------|------|----------|-------------|-----|
| SK1-240 Pole clamp, single (Ø 3"-3.5") | 108-0788 | 6.89 | 3.0-3.50 | 6.61        | 175 |

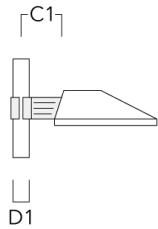
---



---

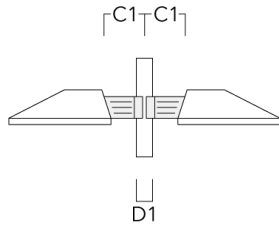
|   |          |      |           |      |     |
|---|----------|------|-----------|------|-----|
| SK1-240 Pole clamp, single (Ø 4.5"-5.25") | 108-0789 | 6.89 | 4.50-5.25 | 8.38 | 175 |
|---|----------|------|-----------|------|-----|

---

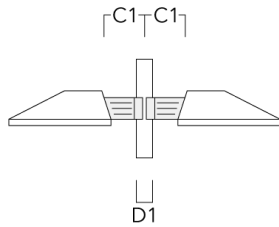


**PFL240 LED**

| Description                            | Part ID  | C1   | D1       | Weight (lb) | C   |
|--|----------|------|----------|-------------|-----|
| SK2-240 Pole clamp, double (Ø 4"-4.5") | 108-0784 | 6.89 | 4.0-4.50 | 9.48        | 175 |



|  |          |      |          |      |     |
|--|----------|------|----------|------|-----|
| SK2-240 Pole clamp, double (Ø 3"-3.5") | 108-0790 | 6.89 | 3.0-3.50 | 8.60 | 175 |
|--|----------|------|----------|------|-----|



**WE-EF LIGHTING USA, LLC**

410-D Keystone Drive, 15086 Warrendale, PA 15086 - Phone: +1 724 742 0030  
 customersupport.usa@we-ef.com - <https://we-ef.com/us>

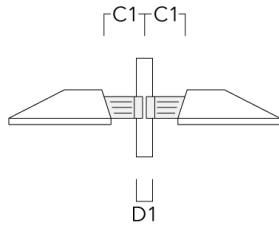
Subject to technical changes and errors. - Generated on 11/23/2024



---

| Description                               | Part ID  | C1   | D1        | Weight (lb) | C   |
|---|----------|------|-----------|-------------|-----|
| SK2-240 Pole clamp, double (Ø 4.5"-5.25") | 108-0791 | 6.89 | 4.50-5.25 | 10.36       | 175 |

---



**108-1700**

**PFL240 LED**

**we-ef**

## **Optical Accessories**

### **Light shield**

| Description | Part ID  | Additional information  |
|-------------|----------|---|
| LS180-[A60] | 430-0038 | Light shield LS180 to greatly reduce or eliminate light pollution.<br>PA injection moulded component, black matt.<br>Suitable for asymmetric light distribution [A60].                          |
| LS180       | 430-0029 | Glare Shield for backlight spill. Glare Shield factory-installed or available as retrofit kit.<br>Suitable for [S60], [S65], [S70], [R65], [P65] lenses. Must be specified at time of ordering. |

**WE-EF LIGHTING USA, LLC**

410-D Keystone Drive, 15086 Warrendale, PA 15086 - Phone: +1 724 742 0030

customersupport.usa@we-ef.com - <https://we-ef.com/us>

Subject to technical changes and errors. - Generated on 11/23/2024