



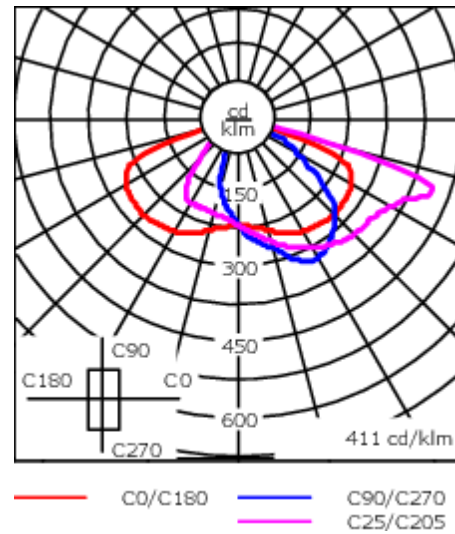
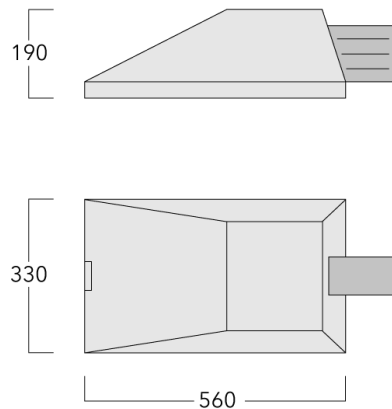
Description

IP66, Class I. Class II on request. IK08. Marine-grade die-cast aluminium alloy. 5CE superior corrosion protection including PCS hardware. Silicone CCG® Controlled Compression Gasket. Safety glass lens, hinged. PMMA OLC® optics for superior illumination and glare control.

Optional 2200 K version up to max. 1050mA available. To be specified at time of ordering.

Brackets to be ordered separately.

| | |
|---------------------------|-----------------------------------|
| Weight | 13.50 kg |
| Light distribution | asymmetric, side throw beam [S65] |
| Light source | LED-18/54W / 1050 mA - 3000 K |
| CRI | 80 |
| Power supply | EC |
| LEDs | 18 |
| Rated input power | 59 W |
| Nominal Lumen (lm) | |
| LED Lumen | 430 |
| Total Lumen | 7740 |
| Tj | 85 |
| Rated lumens (lm) | |
| LED Lumen | 344.6 |
| Total Lumen | 6202 |
| Ta | 25 |



Specifications

Material description

| | |
|----------------------|--|
| Body | Marine-grade, die-cast aluminium alloy |
| Lens | Safety glass lens, hinged |
| Colours | <div style="display: flex; align-items: center; gap: 10px;"> <div style="width: 20px; height: 15px; background-color: black; margin-right: 5px;"></div> RAL9004 Signal black </div> <div style="display: flex; align-items: center; gap: 10px; margin-top: 5px;"> <div style="width: 20px; height: 15px; background-color: #cccccc; margin-right: 5px;"></div> RAL9006 White aluminium </div> <div style="display: flex; align-items: center; gap: 10px; margin-top: 5px;"> <div style="width: 20px; height: 15px; background-color: #808080; margin-right: 5px;"></div> RAL9007 Grey aluminium </div> <div style="display: flex; align-items: center; gap: 10px; margin-top: 5px;"> <div style="width: 20px; height: 15px; background-color: #333333; margin-right: 5px;"></div> RAL7016 Anthracite grey </div> <div style="display: flex; align-items: center; gap: 10px; margin-top: 5px;"> <div style="width: 20px; height: 15px; background-color: #e0e0e0; margin-right: 5px;"></div> RAL9016 Traffic white </div> |
| Gasket | Silicone CCG® Controlled Compression Gasket |
| Fasteners | PCS Polymer Coated Stainless Steel Hardware |
| Ingress protection | IP66 |
| Impact resistance | IK08 |
| Corrosion resistance | 5CE |
| Windage | 0.075 m ² |

Electrical description

| | |
|------------------|--|
| Power supply | 220-240V / 50-60 Hz |
| Driver / Ballast | Integral EC electronic converter. DALI |
| Power factor | > 0.9 |
| Surge protection | 6/6 kV (optional SP10) |

WE-EF LEUCHTEN GmbH

Töpinger Straße 16, 29646 Bispingen, Germany - Phone: +49 5194 909-0
 info@we-ef.com - <https://we-ef.com>

Subject to technical changes and errors. - Generated on 19/04/2025

108-1687

PFL240 LED

we-ef

Additional information

Lifetime Ta=25° L90B10 > 90000h

Energy efficiency class C-D (Light source)

WE-EF LEUCHTEN GmbH

Töpinger Straße 16, 29646 Bispingen, Germany - Phone: +49 5194 909-0
info@we-ef.com - <https://we-ef.com>

Subject to technical changes and errors. - Generated on 19/04/2025

108-1687

PFL240 LED

we-ef

Control

Eco Step Dim® Basic

| Description | Part ID |
|-------------------------|----------|
| Eco Step Dim® Basic LED | 430-0001 |

Eco Step Dim® Advanced

| Description | Part ID |
|----------------------------|----------|
| Eco Step Dim® Advanced LED | 430-0002 |

WE-EF LEUCHTEN GmbH

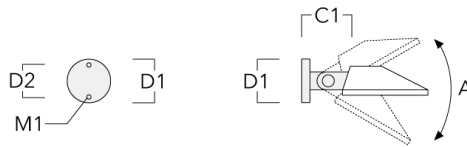
Töpinger Straße 16, 29646 Bispingen, Germany - Phone: +49 5194 909-0
info@we-ef.com - <https://we-ef.com>

Subject to technical changes and errors. - Generated on 19/04/2025

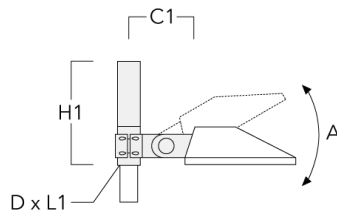
Mounting Accessories

Wall and pole brackets KI

| Description | Part ID | A | C1 | D1 | D2 | H1 | M1 | Weight (kg) | Alpha | C | D | H |
|--------------------------|----------|------|-----|-----|-----|----|----|-------------|-------|-----|-----|-----|
| KI0-240/260 Wall bracket | 108-0493 | ±30° | 210 | 180 | 140 | | 12 | 5.70 | ±3° | 210 | 180 | 180 |

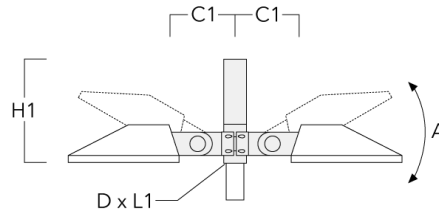


| | | | | | | | | | | | | |
|------------------------------|----------|------|-----|--|--|-----|--|------|-------------|-----|--|-----|
| KI1-240 Pole bracket, single | 108-0491 | ±30° | 210 | | | 525 | | 6.90 | +15° / -30° | 210 | | 525 |
|------------------------------|----------|------|-----|--|--|-----|--|------|-------------|-----|--|-----|



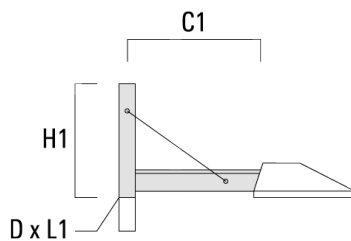
PFL240 LED

| Description | Part ID | A | C1 | D1 | D2 | H1 | M1 | Weight (kg) | Alpha | C | D | H |
|------------------------------|----------|------|-----|----|----|-----|----|-------------|-------------|-----|---|-----|
| KI2-240 Pole bracket, double | 108-0492 | ±30° | 210 | | | 525 | | 8.60 | +15° / -30° | 210 | | 525 |



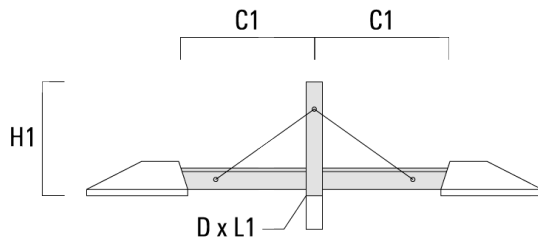
Pole brackets KL

| Description | Part ID | C1 | D x L1 | H1 | Weight (kg) | C | H |
|------------------------------|----------|-----|----------|-----|-------------|-----|-----|
| KL1-240 Pole bracket, single | 108-0342 | 735 | 76 x 130 | 750 | 9 | 725 | 750 |



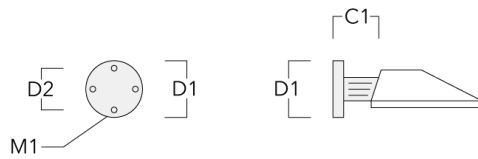
PFL240 LED

| Description | Part ID | C1 | D × L1 | H1 | Weight (kg) | C | H |
|------------------------------|----------|-----|----------|-----|-------------|-----|-----|
| KL2-240 Pole bracket, double | 108-0532 | 735 | 76 x 130 | 750 | 14 | 725 | 750 |



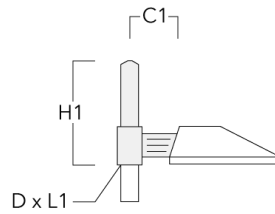
Wall and pole brackets KP

| Description | Part ID | C1 | D1 | D2 | D × L1 | H1 | M1 | Weight (kg) | C | D | H |
|----------------------|----------|-----|-----|-----|--------|----|----|-------------|-----|-----|-----|
| KP0-240 Wall bracket | 108-0103 | 200 | 230 | 195 | | | 12 | 2 | 175 | 230 | 230 |

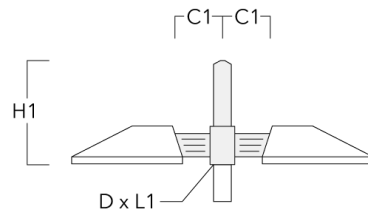


PFL240 LED

| Description | Part ID | C1 | D1 | D2 | D x L1 | H1 | M1 | Weight (kg) | C | D | H |
|------------------------------|----------|-----|----|----|---------|-----|----|-------------|-----|---|-----|
| KP1-240 Pole bracket, single | 108-0104 | 215 | | | 76 x 80 | 575 | | 3.80 | 175 | | 575 |

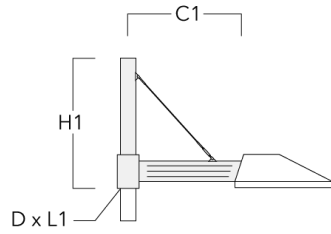


| | | | | | | | | | | | |
|------------------------------|----------|-----|--|--|---------|-----|--|------|-----|--|-----|
| KP2-240 Pole bracket, double | 108-0105 | 215 | | | 76 x 80 | 575 | | 3.80 | 175 | | 575 |
|------------------------------|----------|-----|--|--|---------|-----|--|------|-----|--|-----|

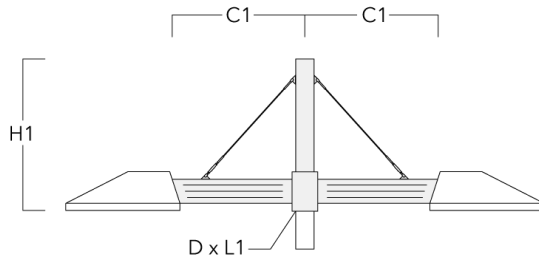


Pole brackets KP_L

| Description | Part ID | C1 | D x L1 | H1 | Weight (kg) | C | H |
|--------------------------------|----------|-----|----------|-----|-------------|-----|-----|
| KP1-L-240 Pole bracket, single | 108-0268 | 635 | 76 x 130 | 575 | 9.10 | 175 | 575 |

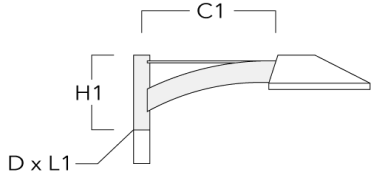


| | | | | | | | |
|--------------------------------|----------|-----|----------|-----|----|-----|-----|
| KP2-L-240 Pole bracket, double | 108-0373 | 635 | 76 x 130 | 575 | 15 | 175 | 575 |
|--------------------------------|----------|-----|----------|-----|----|-----|-----|

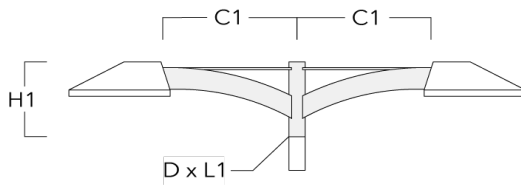


Pole brackets KX

| Description | Part ID | C1 | D x L1 | H1 | Weight (kg) | C | H |
|------------------------------|----------|-----|----------|-----|-------------|-----|-----|
| KX1-240 Pole bracket, single | 108-0343 | 735 | 76 x 130 | 410 | 7 | 725 | 410 |

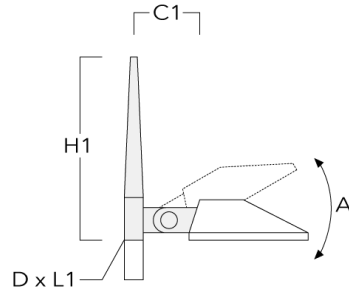


| | | | | | | | |
|------------------------------|----------|-----|----------|-----|----|-----|-----|
| KX2-240 Pole bracket, double | 108-0534 | 735 | 76 x 130 | 410 | 11 | 725 | 410 |
|------------------------------|----------|-----|----------|-----|----|-----|-----|

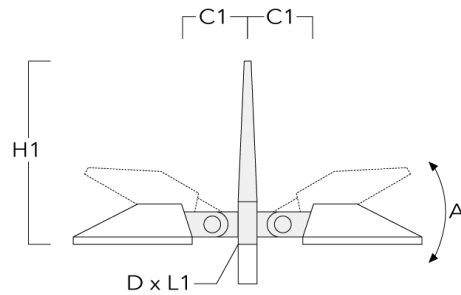


Pole brackets KY

| Description | Part ID | A | C1 | D x L1 | H1 | Weight (kg) | Alpha | C | H |
|------------------------------|----------|------|-----|---------|-----|-------------|-------------|-----|-----|
| KY1-240 Pole bracket, single | 108-0500 | ±30° | 210 | 76 x 80 | 930 | 9.90 | +15° / -30° | 210 | 575 |



| | | | | | | | | | |
|------------------------------|----------|------|-----|---------|-----|-------|-------------|-----|-----|
| KY2-240 Pole bracket, double | 108-0501 | ±30° | 210 | 76 x 80 | 730 | 12.80 | +15° / -30° | 210 | 575 |
|------------------------------|----------|------|-----|---------|-----|-------|-------------|-----|-----|



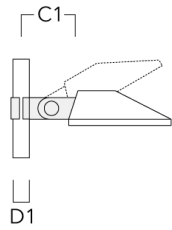
108-1687

PFL240 LED

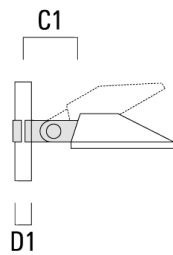
we-ef

Pole clamp SI

| Description | Part ID | C1 | D1 | Weight (kg) | C |
|--|----------|-----|-------|-------------|-----|
| SI1-240/260 Pole clamp, single (Ø 76-89) | 108-0482 | 210 | 76-89 | 3.60 | 210 |



| | | | | | |
|--|----------|-----|---------|------|-----|
| SI1-240/260 Pole clamp, single (Ø 114-133) | 108-0483 | 210 | 114-133 | 4.40 | 210 |
|--|----------|-----|---------|------|-----|



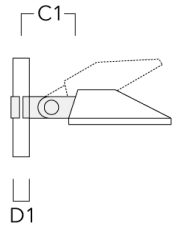
WE-EF LEUCHTEN GmbH

Töpinger Straße 16, 29646 Bispingen, Germany - Phone: +49 5194 909-0
info@we-ef.com - <https://we-ef.com>

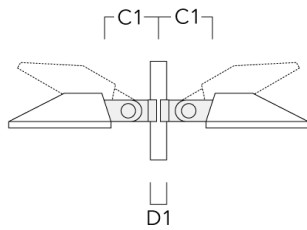
Subject to technical changes and errors. - Generated on 19/04/2025

PFL240 LED

| Description | Part ID | C1 | D1 | Weight (kg) | C |
|--|----------|-----|---------|-------------|-----|
| SI1-240/260 Pole clamp, single (Ø 102-114) | 108-0781 | 210 | 102-114 | 4 | 210 |

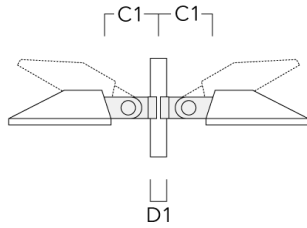


| | | | | | |
|--|----------|-----|-------|------|-----|
| SI2-240/260 Pole clamp, double (Ø 76-89) | 108-0484 | 210 | 76-89 | 5.20 | 210 |
|--|----------|-----|-------|------|-----|

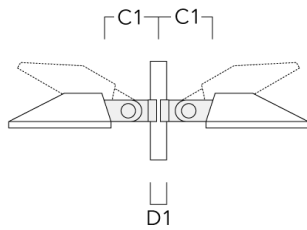


PFL240 LED

| Description | Part ID | C1 | D1 | Weight (kg) | C |
|--|----------|-----|---------|-------------|-----|
| SI2-240/260 Pole clamp, double (Ø 114-133) | 108-0485 | 210 | 114-133 | 6.20 | 210 |

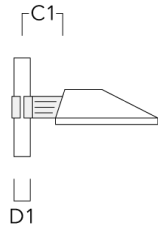


| | | | | | |
|--|----------|-----|---------|------|-----|
| SI2-240/260 Pole clamp, double (Ø 102-114) | 108-0783 | 210 | 102-114 | 5.70 | 210 |
|--|----------|-----|---------|------|-----|

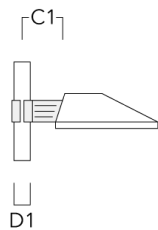


Pole clamp SK

| Description | Part ID | C1 | D1 | Weight (kg) | C |
|--|----------|-----|---------|-------------|-----|
| SK1-240 Pole clamp, single (Ø 102-114) | 108-0782 | 175 | 102-114 | 3.40 | 175 |

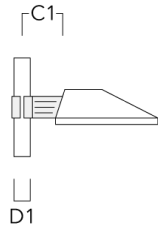


| | | | | | |
|--------------------------------------|----------|-----|-------|---|-----|
| SK1-240 Pole clamp, single (Ø 76-89) | 108-0788 | 175 | 76-89 | 3 | 175 |
|--------------------------------------|----------|-----|-------|---|-----|



PFL240 LED

| Description | Part ID | C1 | D1 | Weight (kg) | C |
|--|----------|-----|---------|-------------|-----|
| SK1-240 Pole clamp, single (Ø 114-133) | 108-0789 | 175 | 114-133 | 3.80 | 175 |

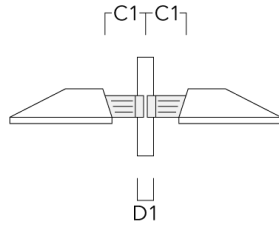


| | | | | | |
|--|----------|-----|---------|------|-----|
| SK2-240 Pole clamp, double (Ø 102-114) | 108-0784 | 175 | 102-114 | 4.30 | 175 |
|--|----------|-----|---------|------|-----|

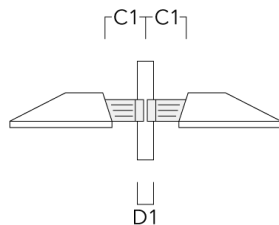


PFL240 LED

| Description | Part ID | C1 | D1 | Weight (kg) | C |
|--------------------------------------|----------|-----|-------|-------------|-----|
| SK2-240 Pole clamp, double (Ø 76-89) | 108-0790 | 175 | 76-89 | 3.90 | 175 |



| | | | | | |
|--|----------|-----|---------|------|-----|
| SK2-240 Pole clamp, double (Ø 114-133) | 108-0791 | 175 | 114-133 | 4.70 | 175 |
|--|----------|-----|---------|------|-----|



Optical Accessories**Light shield**

| Description | Part ID | Additional information |
|-------------|----------|---|
| LS180-[A60] | 430-0038 | Light shield LS180 to greatly reduce or eliminate light pollution. PA injection moulded component, black matt. Suitable for asymmetric light distribution [A60]. |
| LS180 | 430-0029 | Glare Shield for backlight spill. Glare Shield factory-installed or available as retrofit kit. Suitable for [S60], [S65], [S70], [R65], [P65] lenses. Must be specified at time of ordering. |