

108-1781

PFL230 LED

we-ef



Description

IP66. IK08. Marine-grade, die-cast aluminium alloy. 5CE superior corrosion protection including PCS hardware. Safety glass lens, hinged. Silicone CCG® Controlled Compression Gasket.

Integral EC electronic converter. DALI interface. Advanced thermal management protects LEDs while optimising lumens output. Removable LED boards for upgrading. CAD-optimised optics for superior illumination and glare control. OLC® One LED Concept.

Maximum spacing for streetlighting applications depends on wattage and light distribution: 5.5 to 9 times the mounting height.

| | |
|--------------------|------------------------------|
| Weight | 10.00 kg |
| Light distribution | asymmetric, side throw [S65] |
| Light source | LED-18/18W / 350 mA - 3000 K |
| CRI | 80 |
| Power supply | EC |
| BUG | B1 U0 G0 |
| LEDs | 18 |
| Rated input power | 21 W |

Nominal Lumen (lm)

| | |
|-------------|------|
| LED Lumen | 155 |
| Total Lumen | 2790 |
| Tj | 85 |

Rated lumens (lm)

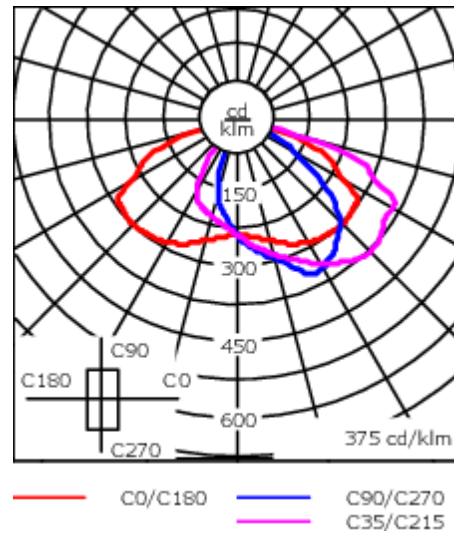
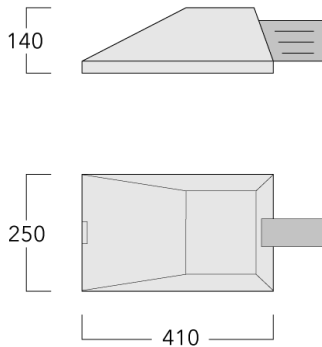
| | |
|-------------|--------|
| LED Lumen | 127.5 |
| Total Lumen | 2295.9 |
| Ta | 25 |

WE-EF LIGHTING (Thailand) Co., Ltd.

57 Moo 5, Kingkaew Rd., Bangplee, 10540 Samutprakarn - Phone: +66 2 738 96 20 - Fax: +66 2 738 96 29

<https://we-ef.com/asia>

Subject to technical changes and errors. - Generated on 23/11/2024



Specifications

Material description

| | |
|----------------------|--|
| Body | Marine-grade, die-cast aluminium alloy |
| Lens | Safety glass lens, hinged |
| Colours | <div style="display: flex; align-items: center; gap: 10px;"> <div style="width: 20px; height: 15px; background-color: black; margin-right: 5px;"></div> RAL9004 Signal black <div style="width: 20px; height: 15px; background-color: grey; margin-right: 5px;"></div> RAL9007 Grey aluminium <div style="width: 20px; height: 15px; background-color: darkgrey; margin-right: 5px;"></div> RAL7016 Anthracite grey <div style="width: 20px; height: 15px; background-color: white; margin-right: 5px;"></div> RAL9016 Traffic white </div> |
| Gasket | Silicone CCG® Controlled Compression Gasket |
| Fasteners | PCS Polymer Coated Stainless Steel Hardware |
| Ingress protection | IP66 |
| Impact resistance | IK08 |
| Corrosion resistance | 5CE |
| Windage | 0.042 m ² |

Electrical description

| | |
|------------------|---|
| Power supply | 220-240V / 50-60 Hz |
| Driver / Ballast | Integral electronic converter with DALI interface |
| Power factor | > 0.9 |

Additional information

| | |
|------------|--|
| Lifetime | Ta=25° L90B10 > 90000h |
| BUG Rating | Please see individual Spec Sheets for classification of Backlight, Uplight and Glare |

WE-EF LIGHTING (Thailand) Co., Ltd.

57 Moo 5, Kingkaew Rd., Bangplee, 10540 Samutprakarn - Phone: +66 2 738 96 20 - Fax: +66 2 738 96 29

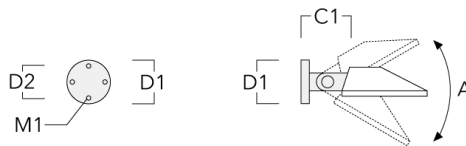
<https://we-ef.com/asia>

Subject to technical changes and errors. - Generated on 23/11/2024

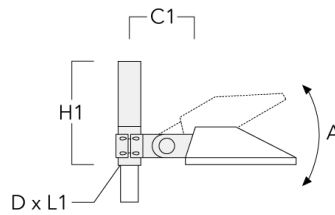
Mounting Accessories

Wall and pole brackets KI

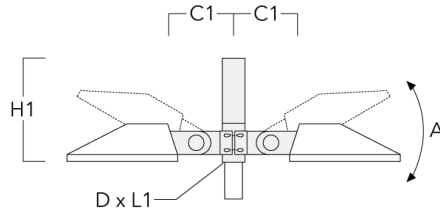
| Description | Part ID | A | C1 | D1 | D2 | D × L1 | H1 | M1 | Weight (kg) | Alpha | C | D | H |
|----------------------|----------|------|-----|-----|-----|--------|----|-----|-------------|-------|-----|-----|-----|
| Wall bracket KI0-230 | 108-0430 | ±30° | 210 | 180 | 148 | | | 6.5 | 3.00 | ± 3° | 210 | 180 | 180 |



| | | | | | | | | | | | | | |
|------------------------------|----------|------|-----|--|--|---------|-----|--|------|------|-----|--|-----|
| Pole bracket KI1-230, single | 108-0431 | ±30° | 210 | | | 76 x 80 | 475 | | 4.30 | ± 3° | 210 | | 475 |
|------------------------------|----------|------|-----|--|--|---------|-----|--|------|------|-----|--|-----|

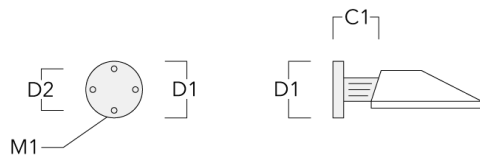


| Description | Part ID | A | C1 | D1 | D2 | D × L1 | H1 | M1 | Weight (kg) | Alpha | C | D | H |
|------------------------------|----------|------|-----|----|----|---------|-----|----|-------------|-------|-----|---|-----|
| Pole bracket KI2-230, double | 108-0432 | ±30° | 210 | | | 76 x 80 | 475 | | 6 | ± 3° | 210 | | 475 |

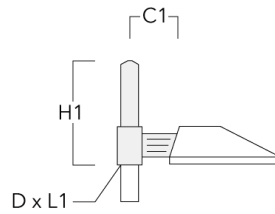


Wall and pole brackets KP

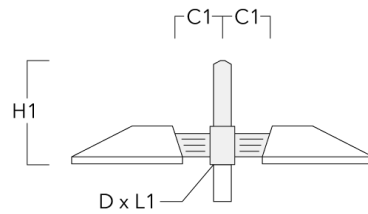
| Description | Part ID | C1 | D1 | D2 | D × L1 | H1 | M1 | Weight (kg) | C | D | H |
|----------------------|----------|-----|-----|-----|--------|----|----|-------------|-----|-----|-----|
| Wall bracket KP0-230 | 108-0433 | 195 | 180 | 140 | | | 12 | 1.50 | 175 | 180 | 180 |



| Description | Part ID | C1 | D1 | D2 | D × L1 | H1 | M1 | Weight (kg) | C | D | H |
|------------------------------|----------|-----|----|----|---------|-----|----|-------------|-----|---|-----|
| Pole bracket KP1-230, single | 108-0434 | 210 | | | 76 x 80 | 525 | | 3.60 | 175 | | 525 |

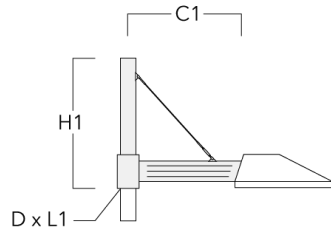


| | | | | | | | | | | | |
|------------------------------|----------|-----|--|--|---------|-----|--|------|-----|--|-----|
| Pole bracket KP2-230, double | 108-0435 | 210 | | | 76 x 80 | 525 | | 4.30 | 175 | | 525 |
|------------------------------|----------|-----|--|--|---------|-----|--|------|-----|--|-----|

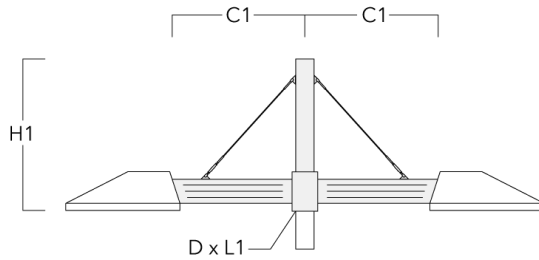


Pole brackets KP_L

| Description | Part ID | C1 | D x L1 | H1 | Weight (kg) | C | H |
|--------------------------------|----------|-----|----------|-----|-------------|-----|-----|
| Pole bracket KP1-L-230, single | 108-0713 | 450 | 76 x 130 | 525 | 6.30 | 175 | 525 |

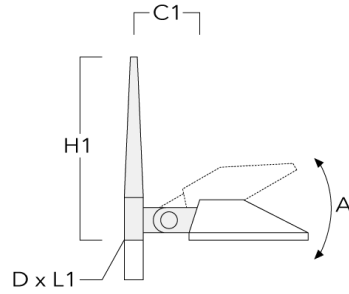


| | | | | | | | |
|--------------------------------|----------|-----|----------|-----|------|-----|-----|
| Pole bracket KP2-L-230, double | 108-0714 | 450 | 76 x 130 | 525 | 9.50 | 175 | 525 |
|--------------------------------|----------|-----|----------|-----|------|-----|-----|

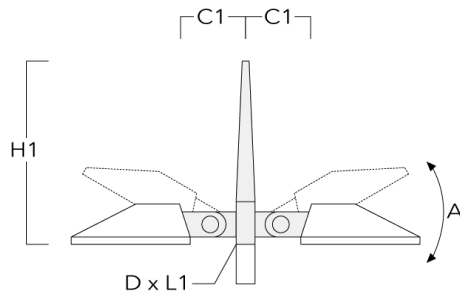


Pole brackets KY

| Description | Part ID | A | C1 | D x L1 | H1 | Weight (kg) | Alpha | C | H |
|------------------------------|----------|------|-----|---------|-----|-------------|-------|-----|-----|
| KY1-230 Pole bracket, single | 108-0496 | ±30° | 210 | 76 x 80 | 730 | 8.20 | ± 3° | 210 | 525 |



| | | | | | | | | | |
|------------------------------|----------|------|-----|---------|-----|------|------|-----|-----|
| KY2-230 Pole bracket, double | 108-0497 | ±30° | 210 | 76 x 80 | 730 | 9.40 | ± 3° | 210 | 525 |
|------------------------------|----------|------|-----|---------|-----|------|------|-----|-----|



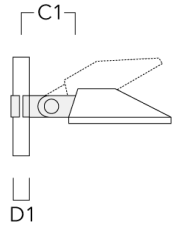
108-1781

PFL230 LED

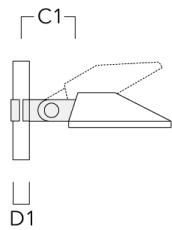
we-ef

Pole clamp SI

| Description | Part ID | C1 | D1 | Weight (kg) | C |
|--------------------------------------|----------|-----|-------|-------------|-----|
| Pole clamp SI1-230, single (Ø 76-89) | 108-0478 | 210 | 76-89 | 2.90 | 210 |



| | | | | | |
|--|----------|-----|---------|------|-----|
| Pole clamp SI1-230, single (Ø 102-114) | 108-0479 | 210 | 102-114 | 3.10 | 210 |
|--|----------|-----|---------|------|-----|

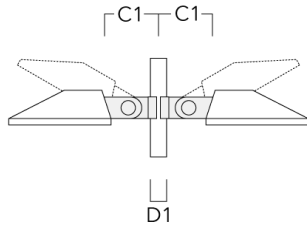


108-1781

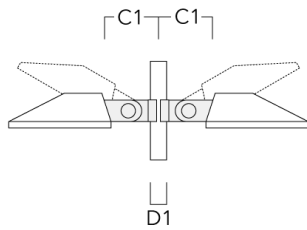
PFL230 LED

we-ef

| Description | Part ID | C1 | D1 | Weight (kg) | C |
|--------------------------------------|----------|-----|-------|-------------|-----|
| Pole clamp SI2-230, double (Ø 76-89) | 108-0480 | 210 | 76-89 | 4.50 | 210 |



| | | | | | |
|--|----------|-----|---------|------|-----|
| Pole clamp SI2-230, double (Ø 102-114) | 108-0481 | 210 | 102-114 | 4.70 | 210 |
|--|----------|-----|---------|------|-----|



WE-EF LIGHTING (Thailand) Co., Ltd.

57 Moo 5, Kingkaew Rd., Bangplee, 10540 Samutprakarn - Phone: +66 2 738 96 20 - Fax: +66 2 738 96 29

<https://we-ef.com/asia>

Subject to technical changes and errors. - Generated on 23/11/2024

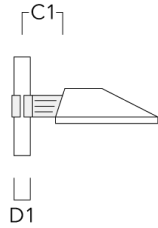
108-1781

PFL230 LED

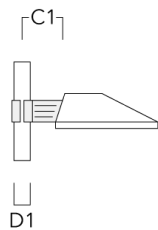
we-ef

Pole clamp SK

| Description | Part ID | C1 | D1 | Weight (kg) | C |
|--------------------------------------|----------|-----|-------|-------------|-----|
| Pole clamp SK1-230, single (Ø 76-89) | 108-0474 | 175 | 76-89 | 2.10 | 175 |



| | | | | | |
|--|----------|-----|---------|------|-----|
| Pole clamp SK1-230, single (Ø 102-114) | 108-0475 | 175 | 102-114 | 2.40 | 175 |
|--|----------|-----|---------|------|-----|

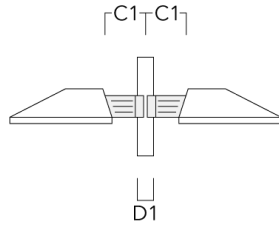


108-1781

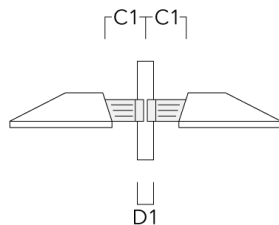
PFL230 LED

we-ef

| Description | Part ID | C1 | D1 | Weight (kg) | C |
|--------------------------------------|----------|-----|-------|-------------|-----|
| Pole clamp SK2-230, double (Ø 76-89) | 108-0476 | 175 | 76-89 | 2.90 | 175 |



| | | | | | |
|--|----------|-----|---------|------|-----|
| Pole clamp SK2-230, double (Ø 102-114) | 108-0477 | 175 | 102-114 | 3.20 | 175 |
|--|----------|-----|---------|------|-----|



WE-EF LIGHTING (Thailand) Co., Ltd.

57 Moo 5, Kingkaew Rd., Bangplee, 10540 Samutprakarn - Phone: +66 2 738 96 20 - Fax: +66 2 738 96 29

<https://we-ef.com/asia>

Subject to technical changes and errors. - Generated on 23/11/2024