



Description

IP66. IK08. Marine-grade, die-cast aluminium alloy. 5CE superior corrosion protection including PCS hardware. Safety glass lens, hinged. Silicone CCG® Controlled Compression Gasket.

Integral EC electronic converter. DALI interface. Advanced thermal management protects LEDs while optimising lumens output. Removable LED boards for upgrading. CAD-optimised optics for superior illumination and glare control. OLC® One LED Concept.

Maximum spacing for streetlighting applications depends on wattage and light distribution: 5.5 to 9 times the mounting height.

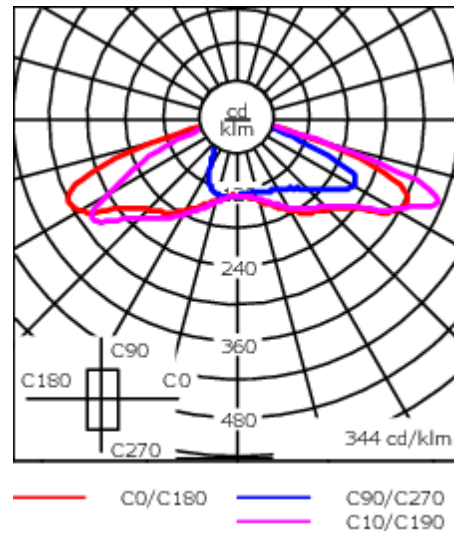
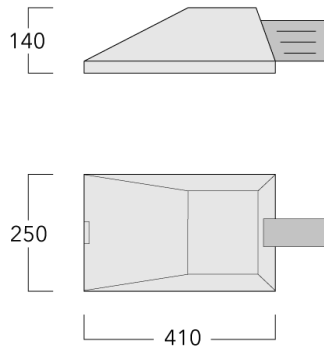
Weight	10.00 kg
Light distribution	rectangular, side throw [R65]
Light source	LED-12/12W / 350 mA - 3000 K
CRI	80
Power supply	EC
BUG	B1 U0 G0
LEDs	12
Rated input power	13.9 W

Nominal Lumen (lm)

LED Lumen	155
Total Lumen	1860
Tj	85

Rated lumens (lm)

LED Lumen	111.7
Total Lumen	1340.2
Ta	25



Specifications

Material description

Body	Marine-grade, die-cast aluminium alloy
Lens	Safety glass lens, hinged
Colours	<div style="display: flex; align-items: center; gap: 10px;"> <div style="width: 20px; height: 15px; background-color: black; margin-right: 5px;"></div> RAL9004 Signal black <div style="width: 20px; height: 15px; background-color: grey; margin-right: 5px;"></div> RAL9007 Grey aluminium <div style="width: 20px; height: 15px; background-color: darkgrey; margin-right: 5px;"></div> RAL7016 Anthracite grey <div style="width: 20px; height: 15px; background-color: lightgrey; margin-right: 5px;"></div> RAL9016 Traffic white </div>
Gasket	Silicone CCG® Controlled Compression Gasket
Fasteners	PCS Polymer Coated Stainless Steel Hardware
Ingress protection	IP66
Impact resistance	IK08
Corrosion resistance	5CE
Windage	0.042 m ²

Electrical description

Power supply	220-240V / 50-60 Hz
Driver / Ballast	Integral electronic converter with DALI interface
Power factor	> 0.9

Additional information

Lifetime	Ta=25° L90B10 > 90000h
BUG Rating	Please see individual Spec Sheets for classification of Backlight, Uplight and Glare

WE-EF LIGHTING (Thailand) Co., Ltd.

57 Moo 5, Kingkaew Rd., Bangplee, 10540 Samutprakarn - Phone: +66 2 738 96 20 - Fax: +66 2 738 96 29

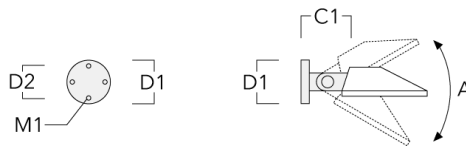
<https://we-ef.com/asia>

Subject to technical changes and errors. - Generated on 23/11/2024

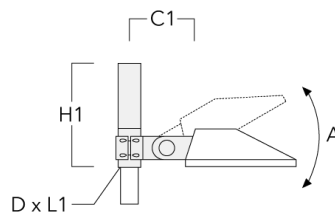
Mounting Accessories

Wall and pole brackets KI

Description	Part ID	A	C1	D1	D2	D × L1	H1	M1	Weight (kg)	Alpha	C	D	H
Wall bracket KI0-230	108-0430	±30°	210	180	148			6.5	3.00	± 3°	210	180	180

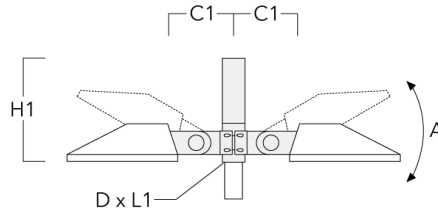


Pole bracket KI1-230, single	108-0431	±30°	210			76 x 80	475		4.30	± 3°	210		475
------------------------------	----------	------	-----	--	--	---------	-----	--	------	------	-----	--	-----



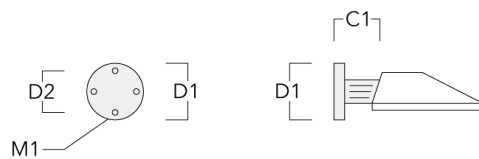
PFL230 LED

Description	Part ID	A	C1	D1	D2	D × L1	H1	M1	Weight (kg)	Alpha	C	D	H
Pole bracket KI2-230, double	108-0432	±30°	210			76 x 80	475		6	± 3°	210		475



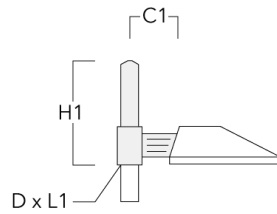
Wall and pole brackets KP

Description	Part ID	C1	D1	D2	D × L1	H1	M1	Weight (kg)	C	D	H
Wall bracket KP0-230	108-0433	195	180	140			12	1.50	175	180	180

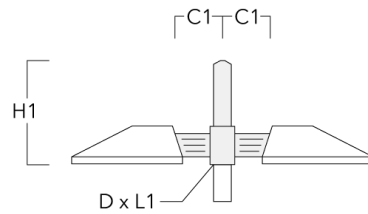


PFL230 LED

Description	Part ID	C1	D1	D2	D × L1	H1	M1	Weight (kg)	C	D	H
Pole bracket KP1-230, single	108-0434	210			76 x 80	525		3.60	175		525

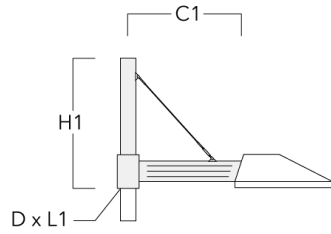


Pole bracket KP2-230, double	108-0435	210			76 x 80	525		4.30	175		525
------------------------------	----------	-----	--	--	---------	-----	--	------	-----	--	-----

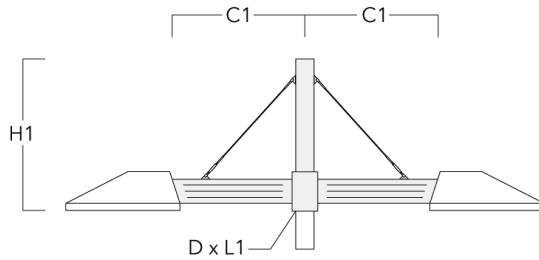


Pole brackets KP_L

Description	Part ID	C1	D x L1	H1	Weight (kg)	C	H
Pole bracket KP1-L-230, single	108-0713	450	76 x 130	525	6.30	175	525

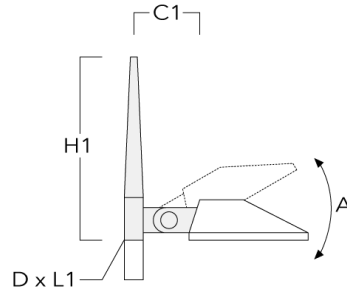


Pole bracket KP2-L-230, double	108-0714	450	76 x 130	525	9.50	175	525
--------------------------------	----------	-----	----------	-----	------	-----	-----

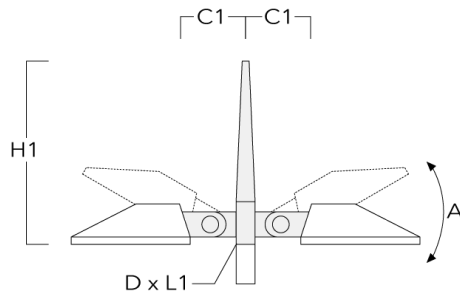


Pole brackets KY

Description	Part ID	A	C1	D x L1	H1	Weight (kg)	Alpha	C	H
KY1-230 Pole bracket, single	108-0496	±30°	210	76 x 80	730	8.20	± 3°	210	525



KY2-230 Pole bracket, double	108-0497	±30°	210	76 x 80	730	9.40	± 3°	210	525
------------------------------	----------	------	-----	---------	-----	------	------	-----	-----



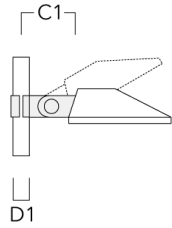
108-1775

PFL230 LED

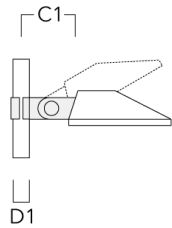
we-ef

Pole clamp SI

Description	Part ID	C1	D1	Weight (kg)	C
Pole clamp S11-230, single (Ø 76-89)	108-0478	210	76-89	2.90	210



Pole clamp S11-230, single (Ø 102-114)	108-0479	210	102-114	3.10	210
--	----------	-----	---------	------	-----



WE-EF LIGHTING (Thailand) Co., Ltd.

57 Moo 5, Kingkaew Rd., Bangplee, 10540 Samutprakarn - Phone: +66 2 738 96 20 - Fax: +66 2 738 96 29

<https://we-ef.com/asia>

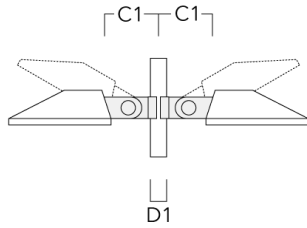
Subject to technical changes and errors. - Generated on 23/11/2024

108-1775

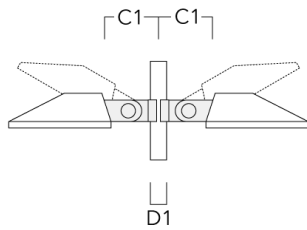
PFL230 LED

we-ef

Description	Part ID	C1	D1	Weight (kg)	C
Pole clamp SI2-230, double (Ø 76-89)	108-0480	210	76-89	4.50	210



Pole clamp SI2-230, double (Ø 102-114)	108-0481	210	102-114	4.70	210
--	----------	-----	---------	------	-----



WE-EF LIGHTING (Thailand) Co., Ltd.

57 Moo 5, Kingkaew Rd., Bangplee, 10540 Samutprakarn - Phone: +66 2 738 96 20 - Fax: +66 2 738 96 29

<https://we-ef.com/asia>

Subject to technical changes and errors. - Generated on 23/11/2024

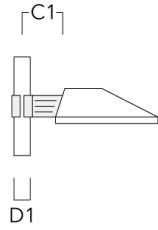
108-1775

PFL230 LED

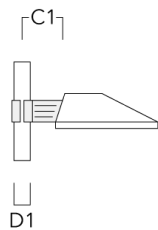
we-ef

Pole clamp SK

Description	Part ID	C1	D1	Weight (kg)	C
Pole clamp SK1-230, single (Ø 76-89)	108-0474	175	76-89	2.10	175



Pole clamp SK1-230, single (Ø 102-114)	108-0475	175	102-114	2.40	175
--	----------	-----	---------	------	-----

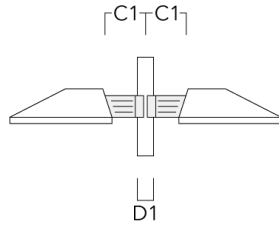


108-1775

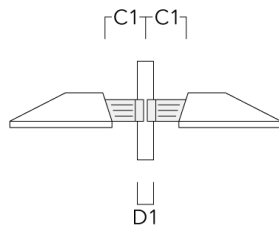
PFL230 LED

we-ef

Description	Part ID	C1	D1	Weight (kg)	C
Pole clamp SK2-230, double (Ø 76-89)	108-0476	175	76-89	2.90	175



Pole clamp SK2-230, double (Ø 102-114)	108-0477	175	102-114	3.20	175
--	----------	-----	---------	------	-----



WE-EF LIGHTING (Thailand) Co., Ltd.

57 Moo 5, Kingkaew Rd., Bangplee, 10540 Samutprakarn - Phone: +66 2 738 96 20 - Fax: +66 2 738 96 29

<https://we-ef.com/asia>

Subject to technical changes and errors. - Generated on 23/11/2024