



#### Description

IP66. IK08. Marine-grade, die-cast aluminium alloy. 5CE superior corrosion protection including PCS hardware. Safety glass lens, hinged. Silicone CCG® Controlled Compression Gasket.

Integral EC electronic converter. DALI interface. Advanced thermal management protects LEDs while optimising lumens output. Removable LED boards for upgrading. CAD-optimised optics for superior illumination and glare control. OLC® One LED Concept.

Maximum spacing for streetlighting applications depends on wattage and light distribution: 5.5 to 9 times the mounting height.

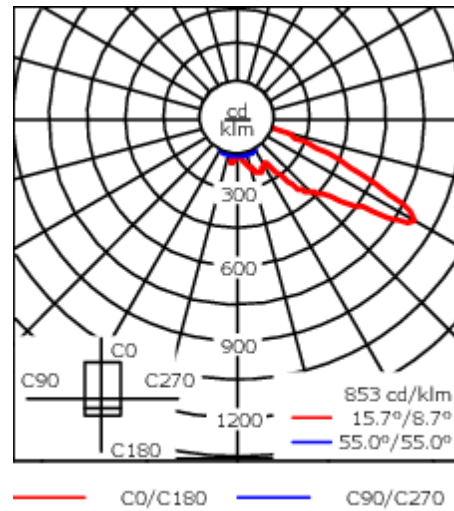
|                    |                                 |
|--------------------|---------------------------------|
| Weight             | 10.00 kg                        |
| Light distribution | asymmetric, forward throw [A60] |
| Light source       | LED-18/18W / 350 mA - 3000 K    |
| CRI                | 80                              |
| Power supply       | EC                              |
| BUG                | B1 U0 G1                        |
| LEDs               | 18                              |
| Rated input power  | 21 W                            |

#### Nominal Lumen (lm)

|             |      |
|-------------|------|
| LED Lumen   | 155  |
| Total Lumen | 2790 |
| Tj          | 85   |

#### Rated lumens (lm)

|             |        |
|-------------|--------|
| LED Lumen   | 119.6  |
| Total Lumen | 2152.3 |
| Ta          | 25     |



## Specifications

### Material description

|                      |  |
|----------------------|--|
| Body                 | Marine-grade, die-cast aluminium alloy   |
| Lens                 | Safety glass lens, hinged  |
| Colours              | <div style="display: flex; align-items: center; gap: 10px;"> <div style="width: 20px; height: 15px; background-color: black; margin-right: 5px;"></div> RAL9004 Signal black<br/> <div style="width: 20px; height: 15px; background-color: grey; margin-right: 5px;"></div> RAL9007 Grey aluminium<br/> <div style="width: 20px; height: 15px; background-color: darkgrey; margin-right: 5px;"></div> RAL7016 Anthracite grey<br/> <div style="width: 20px; height: 15px; background-color: white; margin-right: 5px;"></div> RAL9016 Traffic white         </div> |
| Gasket               | Silicone CCG® Controlled Compression Gasket  |
| Fasteners            | PCS Polymer Coated Stainless Steel Hardware  |
| Ingress protection   | IP66   |
| Impact resistance    | IK08   |
| Corrosion resistance | 5CE  |
| Windage              | 0.042 m <sup>2</sup>   |

### Electrical description

|                  |   |
|------------------|---|
| Power supply     | 220-240V / 50-60 Hz                               |
| Driver / Ballast | Integral electronic converter with DALI interface |
| Power factor     | > 0.9   |

### Additional information

|            |  |
|------------|--|
| Lifetime   | Ta=25° L90B10 > 90000h   |
| BUG Rating | Please see individual Spec Sheets for classification of Backlight, Uplight and Glare |

#### WE-EF LIGHTING (Thailand) Co., Ltd.

57 Moo 5, Kingkaew Rd., Bangplee, 10540 Samutprakarn - Phone: +66 2 738 96 20 - Fax: +66 2 738 96 29

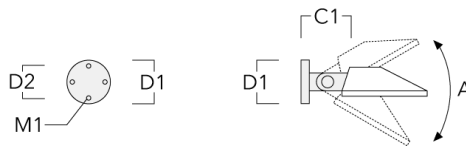
<https://we-ef.com/asia>

Subject to technical changes and errors. - Generated on 23/11/2024

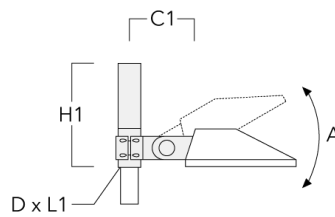
**Mounting Accessories**

**Wall and pole brackets KI**

| Description          | Part ID  | A    | C1  | D1  | D2  | D × L1 | H1 | M1  | Weight (kg) | Alpha | C   | D   | H   |
|----------------------|----------|------|-----|-----|-----|--------|----|-----|-------------|-------|-----|-----|-----|
| Wall bracket KI0-230 | 108-0430 | ±30° | 210 | 180 | 148 |        |    | 6.5 | 3.00        | ± 3°  | 210 | 180 | 180 |

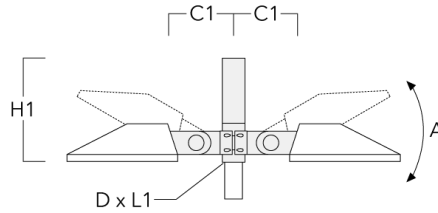


|                              |          |      |     |  |  |         |     |  |      |      |     |  |     |
|------------------------------|----------|------|-----|--|--|---------|-----|--|------|------|-----|--|-----|
| Pole bracket KI1-230, single | 108-0431 | ±30° | 210 |  |  | 76 x 80 | 475 |  | 4.30 | ± 3° | 210 |  | 475 |
|------------------------------|----------|------|-----|--|--|---------|-----|--|------|------|-----|--|-----|



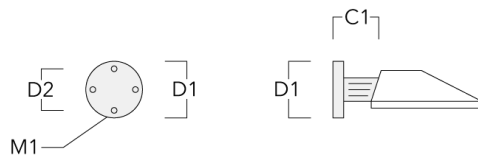
**PFL230 LED**

| Description                  | Part ID  | A    | C1  | D1 | D2 | D × L1  | H1  | M1 | Weight (kg) | Alpha | C   | D | H   |
|------------------------------|----------|------|-----|----|----|---------|-----|----|-------------|-------|-----|---|-----|
| Pole bracket KI2-230, double | 108-0432 | ±30° | 210 |    |    | 76 x 80 | 475 |    | 6           | ± 3°  | 210 |   | 475 |



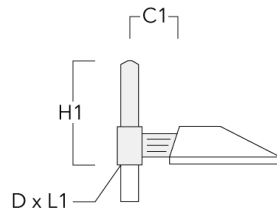
**Wall and pole brackets KP**

| Description          | Part ID  | C1  | D1  | D2  | D × L1 | H1 | M1 | Weight (kg) | C   | D   | H   |
|----------------------|----------|-----|-----|-----|--------|----|----|-------------|-----|-----|-----|
| Wall bracket KP0-230 | 108-0433 | 195 | 180 | 140 |        |    | 12 | 1.50        | 175 | 180 | 180 |

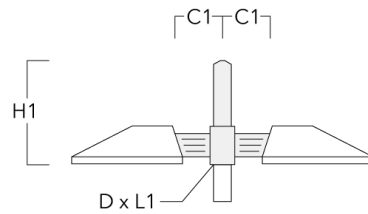


**PFL230 LED**

| Description                  | Part ID  | C1  | D1 | D2 | D × L1  | H1  | M1 | Weight (kg) | C   | D | H   |
|------------------------------|----------|-----|----|----|---------|-----|----|-------------|-----|---|-----|
| Pole bracket KP1-230, single | 108-0434 | 210 |    |    | 76 x 80 | 525 |    | 3.60        | 175 |   | 525 |

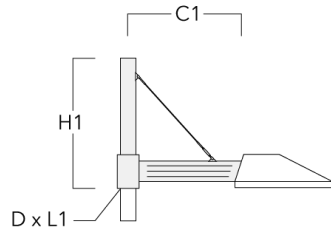


|                              |          |     |  |  |         |     |  |      |     |  |     |
|------------------------------|----------|-----|--|--|---------|-----|--|------|-----|--|-----|
| Pole bracket KP2-230, double | 108-0435 | 210 |  |  | 76 x 80 | 525 |  | 4.30 | 175 |  | 525 |
|------------------------------|----------|-----|--|--|---------|-----|--|------|-----|--|-----|

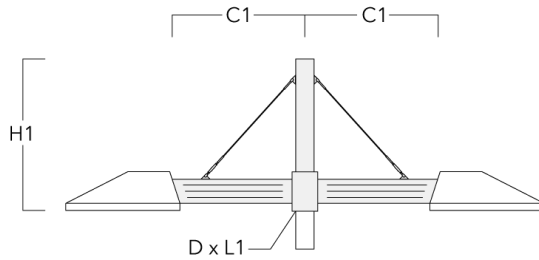


**Pole brackets KP\_L**

| Description                    | Part ID  | C1  | D x L1   | H1  | Weight (kg) | C   | H   |
|--------------------------------|----------|-----|----------|-----|-------------|-----|-----|
| Pole bracket KP1-L-230, single | 108-0713 | 450 | 76 x 130 | 525 | 6.30        | 175 | 525 |

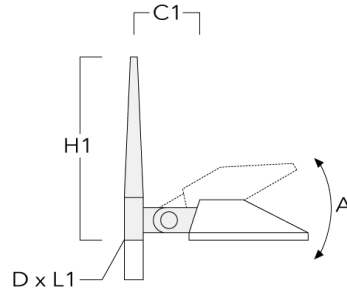


|                                |          |     |          |     |      |     |     |
|--------------------------------|----------|-----|----------|-----|------|-----|-----|
| Pole bracket KP2-L-230, double | 108-0714 | 450 | 76 x 130 | 525 | 9.50 | 175 | 525 |
|--------------------------------|----------|-----|----------|-----|------|-----|-----|

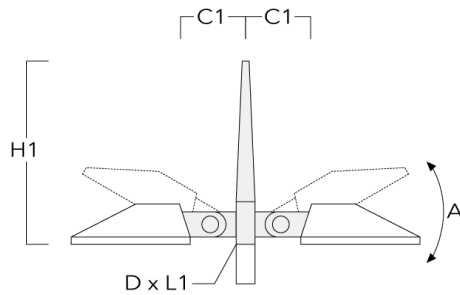


**Pole brackets KY**

| Description                  | Part ID  | A    | C1  | D × L1  | H1  | Weight (kg) | Alpha | C   | H   |
|------------------------------|----------|------|-----|---------|-----|-------------|-------|-----|-----|
| KY1-230 Pole bracket, single | 108-0496 | ±30° | 210 | 76 x 80 | 730 | 8.20        | ± 3°  | 210 | 525 |



|                              |          |      |     |         |     |      |      |     |     |
|------------------------------|----------|------|-----|---------|-----|------|------|-----|-----|
| KY2-230 Pole bracket, double | 108-0497 | ±30° | 210 | 76 x 80 | 730 | 9.40 | ± 3° | 210 | 525 |
|------------------------------|----------|------|-----|---------|-----|------|------|-----|-----|



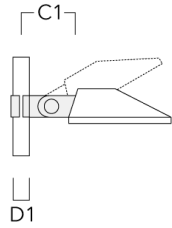
108-1785

PFL230 LED

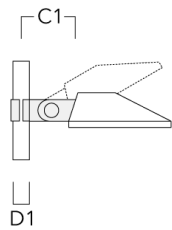
**we-ef**

**Pole clamp SI**

| Description                          | Part ID  | C1  | D1    | Weight (kg) | C   |
|--------------------------------------|----------|-----|-------|-------------|-----|
| Pole clamp SI1-230, single (Ø 76-89) | 108-0478 | 210 | 76-89 | 2.90        | 210 |



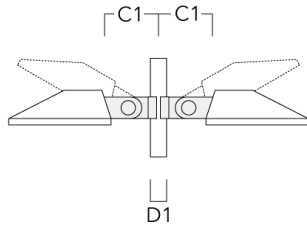
|  |          |     |         |      |     |
|--|----------|-----|---------|------|-----|
| Pole clamp SI1-230, single (Ø 102-114) | 108-0479 | 210 | 102-114 | 3.10 | 210 |
|--|----------|-----|---------|------|-----|



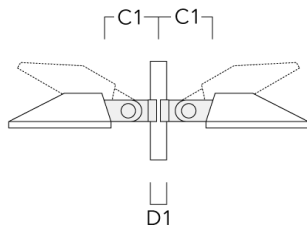


**PFL230 LED**

| Description                          | Part ID  | C1  | D1    | Weight (kg) | C   |
|--------------------------------------|----------|-----|-------|-------------|-----|
| Pole clamp SI2-230, double (Ø 76-89) | 108-0480 | 210 | 76-89 | 4.50        | 210 |



|  |          |     |         |      |     |
|--|----------|-----|---------|------|-----|
| Pole clamp SI2-230, double (Ø 102-114) | 108-0481 | 210 | 102-114 | 4.70 | 210 |
|--|----------|-----|---------|------|-----|



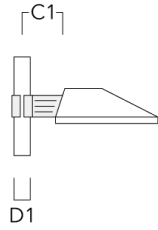
108-1785

PFL230 LED

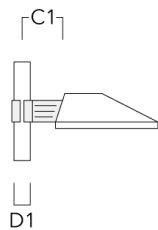
**we-ef**

**Pole clamp SK**

| Description                          | Part ID  | C1  | D1    | Weight (kg) | C   |
|--------------------------------------|----------|-----|-------|-------------|-----|
| Pole clamp SK1-230, single (Ø 76-89) | 108-0474 | 175 | 76-89 | 2.10        | 175 |



|  |          |     |         |      |     |
|--|----------|-----|---------|------|-----|
| Pole clamp SK1-230, single (Ø 102-114) | 108-0475 | 175 | 102-114 | 2.40 | 175 |
|--|----------|-----|---------|------|-----|



**WE-EF LIGHTING (Thailand) Co., Ltd.**

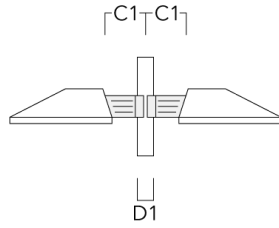
57 Moo 5, Kingkaew Rd., Bangplee, 10540 Samutprakarn - Phone: +66 2 738 96 20 - Fax: +66 2 738 96 29

<https://we-ef.com/asia>

Subject to technical changes and errors. - Generated on 23/11/2024

**PFL230 LED**

| Description                          | Part ID  | C1  | D1    | Weight (kg) | C   |
|--------------------------------------|----------|-----|-------|-------------|-----|
| Pole clamp SK2-230, double (Ø 76-89) | 108-0476 | 175 | 76-89 | 2.90        | 175 |



|  |          |     |         |      |     |
|--|----------|-----|---------|------|-----|
| Pole clamp SK2-230, double (Ø 102-114) | 108-0477 | 175 | 102-114 | 3.20 | 175 |
|--|----------|-----|---------|------|-----|

