

108-1632

PFL230 LED

**we-ef**



#### Description

IP66, Class I. IK08. Marine-grade die-cast aluminium alloy. 5CE superior corrosion protection + primer including PCS hardware. Silicone rubber gaskets. Safety glass lens, hinged. PMMA OLC® optics for superior illumination and glare control. DALI.

Please note that the luminaire requires a mounting bracket for installation. This bracket needs to be ordered separately. Please choose from one of our various options listed under Mounting Accessories

|                    |                              |
|--------------------|------------------------------|
| Weight             | 10.00 kg                     |
| Light distribution | asymmetric, side throw [S65] |
| Light source       | LED-12/24W / 700 mA - 4000 K |
| CRI                | 80                           |
| Power supply       | EC                           |
| LEDs               | 12                           |
| Rated input power  | 27 W                         |

#### Nominal Lumen (lm)

|             |      |
|-------------|------|
| LED Lumen   | 310  |
| Total Lumen | 3720 |
| Tj          | 85   |

#### Rated lumens (lm)

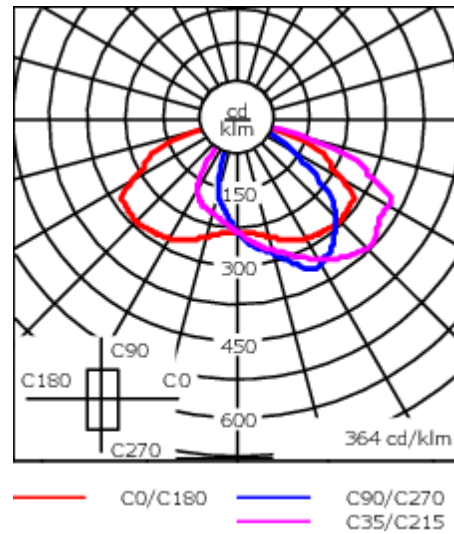
|             |        |
|-------------|--------|
| LED Lumen   | 247.7  |
| Total Lumen | 2972.1 |
| Ta          | 25     |

#### WE-EF LIGHTING Pty Ltd

6/13 Downard Street, 3195 Braeside, Victoria - Phone: +61 3 8587 0444 - Fax: +61 3 8587 0499

info.australia@we-ef.com - <https://we-ef.com/aus>

Subject to technical changes and errors. - Generated on 23/11/2024



## Specifications

### Material description

|                      |  |
|----------------------|--|
| Body                 | Marine-grade, die-cast aluminium alloy   |
| Lens                 | Safety glass lens, hinged  |
| Colours              | <div style="display: flex; align-items: center; gap: 10px;"> <div style="width: 20px; height: 15px; background-color: black; margin-right: 5px;"></div> RAL9004 Signal black<br/> <div style="width: 20px; height: 15px; background-color: #cccccc; margin-right: 5px;"></div> RAL9006 White aluminium<br/> <div style="width: 20px; height: 15px; background-color: #808080; margin-right: 5px;"></div> RAL9007 Grey aluminium         </div> |
| Gasket               | Silicone CCG® Controlled Compression Gasket  |
| Fasteners            | PCS Polymer Coated Stainless Steel Hardware (unpainted)  |
| Ingress protection   | IP66   |
| Impact resistance    | IK08   |
| Corrosion resistance | 5CE+Primer   |
| Windage              | 0.042 m <sup>2</sup>   |

### Electrical description

|                  |  |
|------------------|--|
| Power supply     | 230V / 50 Hz   |
| Driver / Ballast | Integral EC electronic converter. DALI   |
| Power factor     | > 0.9  |
| Surge protection | In-pole surge protection SP10 device supplied. Please refer to WE-EF installation instructions for details. Use suffix +A for Integral surge protection. |

**108-1632**

**PFL230 LED**

**we-ef**

### **Additional information**

---

Lifetime Ta=40° L90B10 > 90000h

Warranty The product is supplied with 10-year warranty. Please refer to the LED Warranty Statement located on [www.we-ef.com](http://www.we-ef.com) for further details.

---

**WE-EF LIGHTING Pty Ltd**

6/13 Downard Street, 3195 Braeside, Victoria - Phone: +61 3 8587 0444 - Fax: +61 3 8587 0499

info.australia@we-ef.com - <https://we-ef.com/aus>

Subject to technical changes and errors. - Generated on 23/11/2024

**108-1632**

**PFL230 LED**

**we-ef**

## **Control**

### **Eco Step Dim® Basic**

| Description             | Part ID  |
|-------------------------|----------|
| Eco Step Dim® Basic LED | 430-0001 |

### **Eco Step Dim® Advanced**

| Description                | Part ID  |
|----------------------------|----------|
| Eco Step Dim® Advanced LED | 430-0002 |

**WE-EF LIGHTING Pty Ltd**

6/13 Downard Street, 3195 Braeside, Victoria - Phone: +61 3 8587 0444 - Fax: +61 3 8587 0499

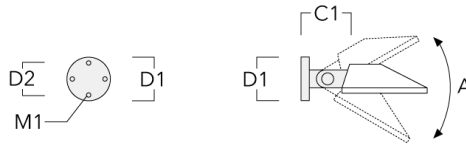
info.australia@we-ef.com - <https://we-ef.com/aus>

Subject to technical changes and errors. - Generated on 23/11/2024

**Mounting Accessories**

**Wall and pole brackets KI**

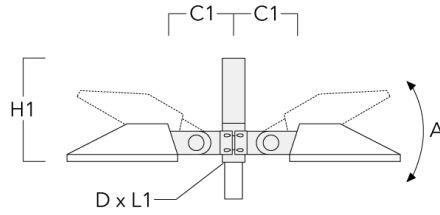
| Description          | Part ID  | A    | C1  | D1  | D2  | D × L1 | H1 | M1  | Weight (kg) | Alpha | C   | D   | H   |
|----------------------|----------|------|-----|-----|-----|--------|----|-----|-------------|-------|-----|-----|-----|
| KI0-230 Wall bracket | 108-0430 | ±30° | 210 | 180 | 148 |        |    | 6.5 | 3.00        | ± 3°  | 210 | 180 | 180 |



|                              |          |      |     |  |  |         |     |  |      |      |     |  |     |
|------------------------------|----------|------|-----|--|--|---------|-----|--|------|------|-----|--|-----|
| KI1-230 Pole bracket, single | 108-0431 | ±30° | 210 |  |  | 76 x 80 | 475 |  | 4.30 | ± 3° | 210 |  | 475 |
|------------------------------|----------|------|-----|--|--|---------|-----|--|------|------|-----|--|-----|

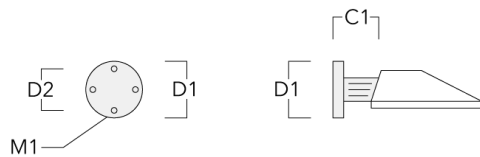


| Description                  | Part ID  | A    | C1  | D1 | D2 | D × L1  | H1  | M1 | Weight (kg) | Alpha | C   | D | H   |
|------------------------------|----------|------|-----|----|----|---------|-----|----|-------------|-------|-----|---|-----|
| KI2-230 Pole bracket, double | 108-0432 | ±30° | 210 |    |    | 76 x 80 | 475 |    | 6           | ± 3°  | 210 |   | 475 |



**Wall and pole brackets KP**

| Description          | Part ID  | C1  | D1  | D2  | D × L1 | H1 | M1 | Weight (kg) | C   | D   | H   |
|----------------------|----------|-----|-----|-----|--------|----|----|-------------|-----|-----|-----|
| KP0-230 Wall bracket | 108-0433 | 195 | 180 | 140 |        |    | 12 | 1.50        | 175 | 180 | 180 |



| Description                  | Part ID  | C1  | D1 | D2 | D x L1  | H1  | M1 | Weight (kg) | C   | D | H   |
|------------------------------|----------|-----|----|----|---------|-----|----|-------------|-----|---|-----|
| KP1-230 Pole bracket, single | 108-0434 | 210 |    |    | 76 x 80 | 525 |    | 3.60        | 175 |   | 525 |

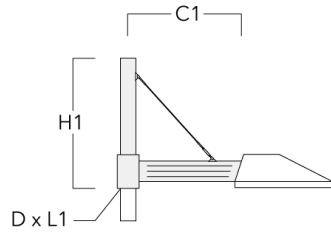


|                              |          |     |  |  |         |     |  |      |     |  |     |
|------------------------------|----------|-----|--|--|---------|-----|--|------|-----|--|-----|
| KP2-230 Pole bracket, double | 108-0435 | 210 |  |  | 76 x 80 | 525 |  | 4.30 | 175 |  | 525 |
|------------------------------|----------|-----|--|--|---------|-----|--|------|-----|--|-----|

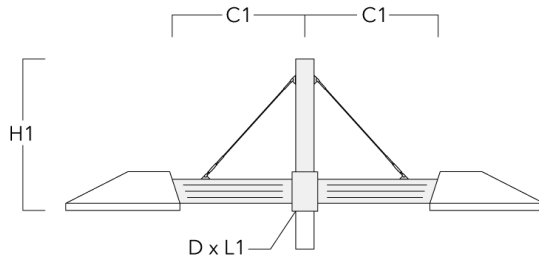


**Pole brackets KP\_L**

| Description                    | Part ID  | C1  | D x L1   | H1  | Weight (kg) | C   | H   |
|--------------------------------|----------|-----|----------|-----|-------------|-----|-----|
| KP1-L-230 Pole bracket, single | 108-0713 | 450 | 76 x 130 | 525 | 6.30        | 175 | 525 |



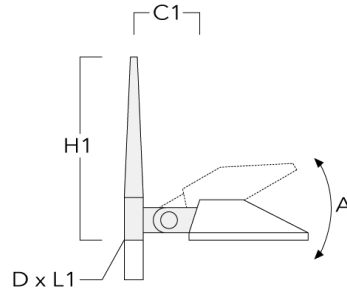
|                                |          |     |          |     |      |     |     |
|--------------------------------|----------|-----|----------|-----|------|-----|-----|
| KP2-L-230 Pole bracket, double | 108-0714 | 450 | 76 x 130 | 525 | 9.50 | 175 | 525 |
|--------------------------------|----------|-----|----------|-----|------|-----|-----|



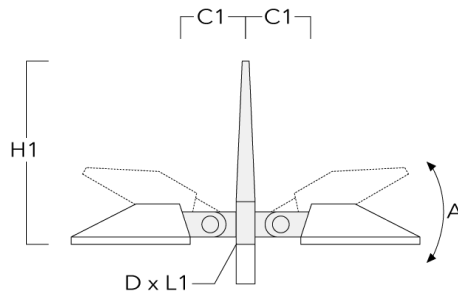


**Pole brackets KY**

| Description                  | Part ID  | A    | C1  | D x L1  | H1  | Weight (kg) | Alpha | C   | H   |
|------------------------------|----------|------|-----|---------|-----|-------------|-------|-----|-----|
| KY1-230 Pole bracket, single | 108-0496 | ±30° | 210 | 76 x 80 | 730 | 8.20        | ± 3°  | 210 | 525 |



|                              |          |      |     |         |     |      |      |     |     |
|------------------------------|----------|------|-----|---------|-----|------|------|-----|-----|
| KY2-230 Pole bracket, double | 108-0497 | ±30° | 210 | 76 x 80 | 730 | 9.40 | ± 3° | 210 | 525 |
|------------------------------|----------|------|-----|---------|-----|------|------|-----|-----|



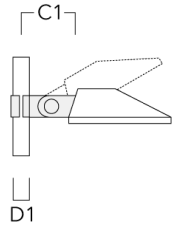
108-1632

PFL230 LED

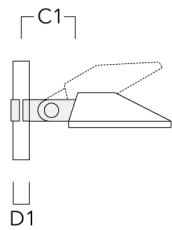
**we-ef**

**Pole clamp SI**

| Description                          | Part ID  | C1  | D1    | Weight (kg) | C   |
|--------------------------------------|----------|-----|-------|-------------|-----|
| SI1-230 Pole clamp, single (Ø 76-89) | 108-0478 | 210 | 76-89 | 2.90        | 210 |



|  |          |     |         |      |     |
|--|----------|-----|---------|------|-----|
| SI1-230 Pole clamp, single (Ø 102-114) | 108-0479 | 210 | 102-114 | 3.10 | 210 |
|--|----------|-----|---------|------|-----|



**PFL230 LED**

| Description                          | Part ID  | C1  | D1    | Weight (kg) | C   |
|--------------------------------------|----------|-----|-------|-------------|-----|
| SI2-230 Pole clamp, double (Ø 76-89) | 108-0480 | 210 | 76-89 | 4.50        | 210 |



|  |          |     |         |      |     |
|--|----------|-----|---------|------|-----|
| SI2-230 Pole clamp, double (Ø 102-114) | 108-0481 | 210 | 102-114 | 4.70 | 210 |
|--|----------|-----|---------|------|-----|



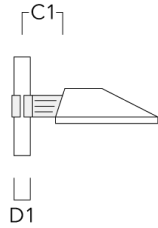
108-1632

PFL230 LED

**we-ef**

**Pole clamp SK**

| Description                          | Part ID  | C1  | D1    | Weight (kg) | C   |
|--------------------------------------|----------|-----|-------|-------------|-----|
| SK1-230 Pole clamp, single (Ø 76-89) | 108-0474 | 175 | 76-89 | 2.10        | 175 |



|  |          |     |         |      |     |
|--|----------|-----|---------|------|-----|
| SK1-230 Pole clamp, single (Ø 102-114) | 108-0475 | 175 | 102-114 | 2.40 | 175 |
|--|----------|-----|---------|------|-----|



108-1632

PFL230 LED

**we-ef**

| Description                          | Part ID  | C1  | D1    | Weight (kg) | C   |
|--------------------------------------|----------|-----|-------|-------------|-----|
| SK2-230 Pole clamp, double (Ø 76-89) | 108-0476 | 175 | 76-89 | 2.90        | 175 |



|  |          |     |         |      |     |
|--|----------|-----|---------|------|-----|
| SK2-230 Pole clamp, double (Ø 102-114) | 108-0477 | 175 | 102-114 | 3.20 | 175 |
|--|----------|-----|---------|------|-----|



**WE-EF LIGHTING Pty Ltd**

6/13 Downard Street, 3195 Braeside, Victoria - Phone: +61 3 8587 0444 - Fax: +61 3 8587 0499

info.australia@we-ef.com - <https://we-ef.com/aus>

Subject to technical changes and errors. - Generated on 23/11/2024

**Optical Accessories****Light shield**

| Description | Part ID  | Additional information   |
|-------------|----------|--|
| LS180-[A60] | 003-4018 | Glare Shield for backlight spill. Glare Shield factory-installed or available as retrofit kit. Suitable for [A60] lenses. Must be specified at time of ordering.                             |
| LS180       | 003-4019 | Glare Shield for backlight spill. Glare Shield factory-installed or available as retrofit kit. Suitable for [S60], [S65], [S70], [R65], [P65] lenses. Must be specified at time of ordering. |