

108-1622

PFL230 LED

we-ef



Description

IP66, Class I. Class II on request. IK08. Marine-grade die-cast aluminium alloy. 5CE superior corrosion protection including PCS hardware. Silicone CCG® Controlled Compression Gasket. Safety glass lens, hinged. PMMA OLC® optics for superior illumination and glare control.

Optional 2200 K version up to max. 1050mA available. To be specified at time of ordering.

Brackets to be ordered separately.

| | |
|---------------------------|-------------------------------|
| Weight | 10.00 kg |
| Light distribution | rectangular, side throw [R65] |
| Light source | LED-12/24W / 700 mA - 3000 K |
| CRI | 80 |
| Power supply | EC |
| LEDs | 12 |
| Rated input power | 27 W |
| Nominal Lumen (lm) | |
| LED Lumen | 290 |
| Total Lumen | 3480 |
| Tj | 85 |
| Rated lumens (lm) | |
| LED Lumen | 202.9 |
| Total Lumen | 2434.4 |
| Ta | 25 |

WE-EF LEUCHTEN GmbH

Töpinger Straße 16, 29646 Bispingen, Germany - Phone: +49 5194 909-0
info@we-ef.com - <https://we-ef.com>

Subject to technical changes and errors. - Generated on 23/11/2024



Specifications

Material description

| | |
|----------------------|--------------------------------------------------------------------------------------------------------------------------------------------------------------------------------------------------------------------------------------------------------------------------------------------------------------------------------------------------------------------------------------------------------------------------------------------------------------------------------------------------------------------------------------------------------------------------------------------------------------------------------------------------------------------------------------------------------------------------------------------------------------------------------------------------------------------------------------------------------------------------------------------------------------------------------------------------------------------------------------------------------------------------|
| Body | Marine-grade, die-cast aluminium alloy |
| Lens | Safety glass lens, hinged |
| Colours | <div style="display: flex; align-items: center;"> <div style="width: 20px; height: 15px; background-color: black; margin-right: 5px;"></div> <div>RAL9004 Signal black</div> </div> <div style="display: flex; align-items: center; margin-top: 5px;"> <div style="width: 20px; height: 15px; background-color: #cccccc; margin-right: 5px;"></div> <div>RAL9006 White aluminium</div> </div> <div style="display: flex; align-items: center; margin-top: 5px;"> <div style="width: 20px; height: 15px; background-color: #808080; margin-right: 5px;"></div> <div>RAL9007 Grey aluminium</div> </div> <div style="display: flex; align-items: center; margin-top: 5px;"> <div style="width: 20px; height: 15px; background-color: #333333; margin-right: 5px;"></div> <div>RAL7016 Anthracite grey</div> </div> <div style="display: flex; align-items: center; margin-top: 5px;"> <div style="width: 20px; height: 15px; background-color: #e0e0e0; margin-right: 5px;"></div> <div>RAL9016 Traffic white</div> </div> |
| Gasket | Silicone CCG® Controlled Compression Gasket |
| Fasteners | PCS Polymer Coated Stainless Steel Hardware |
| Ingress protection | IP66 |
| Impact resistance | IK08 |
| Corrosion resistance | 5CE |
| Windage | 0.042 m ² |

Electrical description

| | |
|------------------|----------------------------------------|
| Power supply | 220-240V / 50-60 Hz |
| Driver / Ballast | Integral EC electronic converter. DALI |
| Power factor | > 0.9 |
| Surge protection | 6/6 kV (optional SP10) |

WE-EF LEUCHTEN GmbH

Töpinger Straße 16, 29646 Bispingen, Germany - Phone: +49 5194 909-0

info@we-ef.com - <https://we-ef.com>

Subject to technical changes and errors. - Generated on 23/11/2024

108-1622

PFL230 LED

we-ef

Additional information

Lifetime Ta=25° L90B10 > 90000h

Energy efficiency class C-D (Light source)

WE-EF LEUCHTEN GmbH

Töpinger Straße 16, 29646 Bispingen, Germany - Phone: +49 5194 909-0
info@we-ef.com - <https://we-ef.com>

Subject to technical changes and errors. - Generated on 23/11/2024

108-1622

PFL230 LED

we-ef

Control

Eco Step Dim® Basic

| Description | Part ID |
|-------------------------|----------|
| Eco Step Dim® Basic LED | 430-0001 |

Eco Step Dim® Advanced

| Description | Part ID |
|----------------------------|----------|
| Eco Step Dim® Advanced LED | 430-0002 |

WE-EF LEUCHTEN GmbH

Töpinger Straße 16, 29646 Bispingen, Germany - Phone: +49 5194 909-0
info@we-ef.com - <https://we-ef.com>

Subject to technical changes and errors. - Generated on 23/11/2024

Mounting Accessories

Wall and pole brackets KI

| Description | Part ID | A | C1 | D1 | D2 | D × L1 | H1 | M1 | Weight (kg) | Alpha | C | D | H |
|----------------------|----------|------|-----|-----|-----|--------|----|-----|-------------|-------|-----|-----|-----|
| KI0-230 Wall bracket | 108-0430 | ±30° | 210 | 180 | 148 | | | 6.5 | 3.00 | ± 3° | 210 | 180 | 180 |



| | | | | | | | | | | | | | |
|------------------------------|----------|------|-----|--|--|---------|-----|--|------|------|-----|--|-----|
| KI1-230 Pole bracket, single | 108-0431 | ±30° | 210 | | | 76 x 80 | 475 | | 4.30 | ± 3° | 210 | | 475 |
|------------------------------|----------|------|-----|--|--|---------|-----|--|------|------|-----|--|-----|

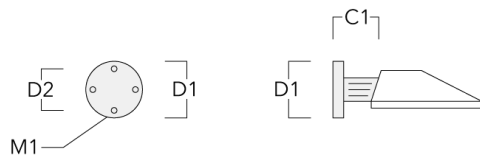


| Description | Part ID | A | C1 | D1 | D2 | D × L1 | H1 | M1 | Weight (kg) | Alpha | C | D | H |
|------------------------------|----------|------|-----|----|----|---------|-----|----|-------------|-------|-----|---|-----|
| KI2-230 Pole bracket, double | 108-0432 | ±30° | 210 | | | 76 x 80 | 475 | | 6 | ± 3° | 210 | | 475 |

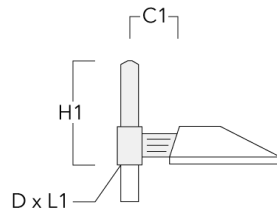


Wall and pole brackets KP

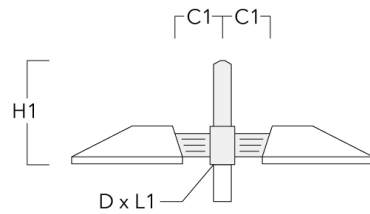
| Description | Part ID | C1 | D1 | D2 | D × L1 | H1 | M1 | Weight (kg) | C | D | H |
|----------------------|----------|-----|-----|-----|--------|----|----|-------------|-----|-----|-----|
| KP0-230 Wall bracket | 108-0433 | 195 | 180 | 140 | | | 12 | 1.50 | 175 | 180 | 180 |



| Description | Part ID | C1 | D1 | D2 | D × L1 | H1 | M1 | Weight (kg) | C | D | H |
|------------------------------|----------|-----|----|----|---------|-----|----|-------------|-----|---|-----|
| KP1-230 Pole bracket, single | 108-0434 | 210 | | | 76 x 80 | 525 | | 3.60 | 175 | | 525 |



| | | | | | | | | | | | |
|------------------------------|----------|-----|--|--|---------|-----|--|------|-----|--|-----|
| KP2-230 Pole bracket, double | 108-0435 | 210 | | | 76 x 80 | 525 | | 4.30 | 175 | | 525 |
|------------------------------|----------|-----|--|--|---------|-----|--|------|-----|--|-----|



Pole brackets KP_L

| Description | Part ID | C1 | D x L1 | H1 | Weight (kg) | C | H |
|--------------------------------|----------|-----|----------|-----|-------------|-----|-----|
| KP1-L-230 Pole bracket, single | 108-0713 | 450 | 76 x 130 | 525 | 6.30 | 175 | 525 |

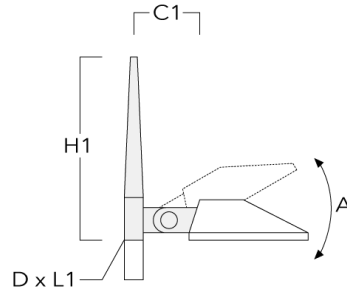


| | | | | | | | |
|--------------------------------|----------|-----|----------|-----|------|-----|-----|
| KP2-L-230 Pole bracket, double | 108-0714 | 450 | 76 x 130 | 525 | 9.50 | 175 | 525 |
|--------------------------------|----------|-----|----------|-----|------|-----|-----|

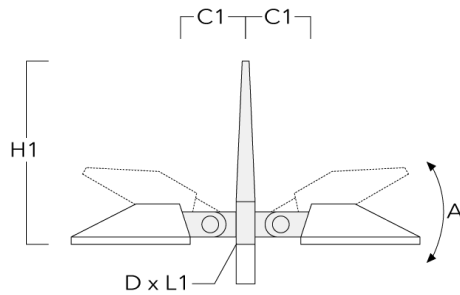


Pole brackets KY

| Description | Part ID | A | C1 | D x L1 | H1 | Weight (kg) | Alpha | C | H |
|------------------------------|----------|------|-----|---------|-----|-------------|-------|-----|-----|
| KY1-230 Pole bracket, single | 108-0496 | ±30° | 210 | 76 x 80 | 730 | 8.20 | ± 3° | 210 | 525 |



| | | | | | | | | | |
|------------------------------|----------|------|-----|---------|-----|------|------|-----|-----|
| KY2-230 Pole bracket, double | 108-0497 | ±30° | 210 | 76 x 80 | 730 | 9.40 | ± 3° | 210 | 525 |
|------------------------------|----------|------|-----|---------|-----|------|------|-----|-----|



108-1622

PFL230 LED

we-ef

Pole clamp SI

| Description | Part ID | C1 | D1 | Weight (kg) | C |
|--------------------------------------|----------|-----|-------|-------------|-----|
| SI1-230 Pole clamp, single (Ø 76-89) | 108-0478 | 210 | 76-89 | 2.90 | 210 |



| | | | | | |
|----------------------------------------|----------|-----|---------|------|-----|
| SI1-230 Pole clamp, single (Ø 102-114) | 108-0479 | 210 | 102-114 | 3.10 | 210 |
|----------------------------------------|----------|-----|---------|------|-----|



108-1622

PFL230 LED

we-ef

| Description | Part ID | C1 | D1 | Weight (kg) | C |
|--------------------------------------|----------|-----|-------|-------------|-----|
| SI2-230 Pole clamp, double (Ø 76-89) | 108-0480 | 210 | 76-89 | 4.50 | 210 |



| | | | | | |
|----------------------------------------|----------|-----|---------|------|-----|
| SI2-230 Pole clamp, double (Ø 102-114) | 108-0481 | 210 | 102-114 | 4.70 | 210 |
|----------------------------------------|----------|-----|---------|------|-----|



WE-EF LEUCHTEN GmbH

Töpinger Straße 16, 29646 Bispingen, Germany - Phone: +49 5194 909-0
info@we-ef.com - <https://we-ef.com>

Subject to technical changes and errors. - Generated on 23/11/2024

108-1622

PFL230 LED

we-ef

Pole clamp SK

| Description | Part ID | C1 | D1 | Weight (kg) | C |
|--------------------------------------|----------|-----|-------|-------------|-----|
| SK1-230 Pole clamp, single (Ø 76-89) | 108-0474 | 175 | 76-89 | 2.10 | 175 |



| | | | | | |
|----------------------------------------|----------|-----|---------|------|-----|
| SK1-230 Pole clamp, single (Ø 102-114) | 108-0475 | 175 | 102-114 | 2.40 | 175 |
|----------------------------------------|----------|-----|---------|------|-----|



WE-EF LEUCHTEN GmbH

Töpinger Straße 16, 29646 Bispingen, Germany - Phone: +49 5194 909-0
info@we-ef.com - <https://we-ef.com>

Subject to technical changes and errors. - Generated on 23/11/2024

PFL230 LED

| Description | Part ID | C1 | D1 | Weight (kg) | C |
|--------------------------------------|----------|-----|-------|-------------|-----|
| SK2-230 Pole clamp, double (Ø 76-89) | 108-0476 | 175 | 76-89 | 2.90 | 175 |



| | | | | | |
|----------------------------------------|----------|-----|---------|------|-----|
| SK2-230 Pole clamp, double (Ø 102-114) | 108-0477 | 175 | 102-114 | 3.20 | 175 |
|----------------------------------------|----------|-----|---------|------|-----|



Optical Accessories**Light shield**

| Description | Part ID | Additional information |
|-------------|----------|-------------------------------------------------------------------------------------------------------------------------------------------------------------------------------------------------|
| LS180-[A60] | 430-0038 | Light shield LS180 to greatly reduce or eliminate light pollution. PA injection moulded component, black matt. Suitable for asymmetric light distribution [A60]. |
| LS180 | 430-0029 | Glare Shield for backlight spill. Glare Shield factory-installed or available as retrofit kit. Suitable for [S60], [S65], [S70], [R65], [P65] lenses. Must be specified at time of ordering. |