

115-1356

ZFT470-FT LED

we-ef



Description

IP66. Class I. IK08. Marine-grade, die-cast aluminium alloy. 5CE superior corrosion protection include PCS hardware. PMMA lens. Silicone CCG® Controlled Compression Gasket. Luminaire is factory-sealed and does not need to be opened during installation.

Integral electronic converter with DALI interface in thermally separated compartment. Advanced thermal management protects LEDs while optimising lumens output. Removable LED boards for upgrading. CAD-optimised optics for superior illumination and glare control. OLC® One LED Concept.

Including 0.5 m cable with a cable connector.

Recommended mounting height 3.0 - 6.0 m.

Weight	7.20 kg
Light distribution	symmetric distribution [C60]
Light source	LED-FT-37W / 700 mA - 4000 K
CRI	80
Power supply	EC
BUG	B2 U4 G2
LEDs	1
Rated input power	42 W

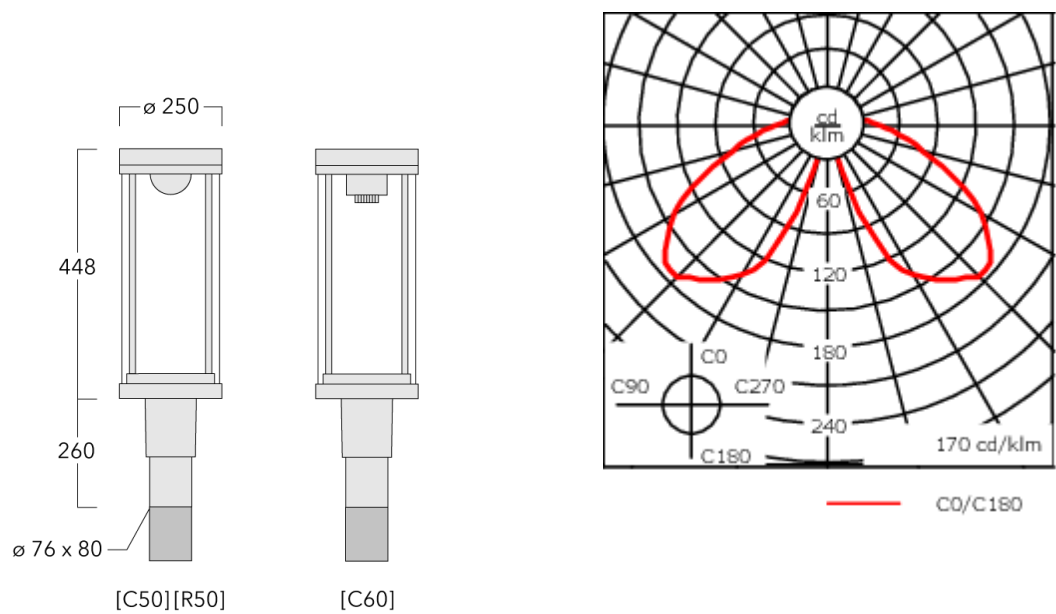
Rated lumens (lm)	
LED Lumen	5401
Total Lumen	5401
Ta	25

Nominal Lumen (lm)	
LED Lumen	6695
Total Lumen	6695
Tc	25

WE-EF LIGHTING (Thailand) Co., Ltd.

57 Moo 5, Kingkaew Rd., Bangplee, 10540 Samutprakarn - Phone: +66 2 738 96 20 - Fax: +66 2 738 96 29
<https://we-ef.com/asia>

Subject to technical changes and errors. - Generated on 24/07/2025



Specifications

Material description

Body	Marine-grade, die-cast aluminium alloy
Lens	PMMA lens
Colours	<div><div></div> RAL9004 Signal black</div> <div><div></div> RAL9007 Grey aluminium</div> <div><div></div> RAL7016 Anthracite grey</div> <div><div></div> RAL9016 Traffic white</div>
Gasket	Silicone CCG® Controlled Compression Gasket
Fasteners	PCS hardware
Ingress protection	IP66
Impact resistance	IK08
Corrosion resistance	5CE
Windage	0.177 m ²

Electrical description

Power supply	220-240V / 50-60 Hz
Driver / Ballast	Integral electronic converter with DALI interface in thermally separated compartment
Power factor	> 0.9

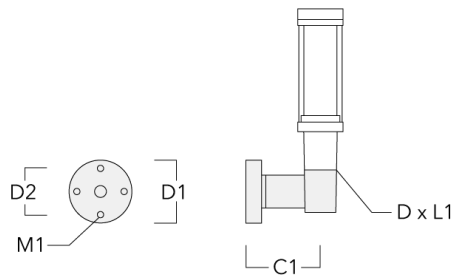
Additional information

Lifetime	Ta=25° L70B50 > 50000h
BUG Rating	Please see individual Spec Sheets for classification of Backlight, Uplight and Glare

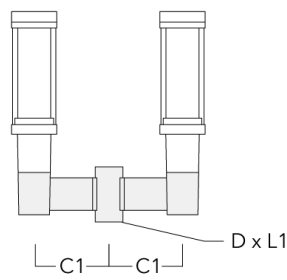
Mounting Accessories

Wall and pole brackets RZ

Description	Part ID	C1	D1	D2	D × L1	M1	Weight (kg)
Wall bracket RZ0-400, single	115-1324	277	231	195	76 x 80	12	3.50



Pole bracket RZ2-400, double	115-1323	258			76 x 100	4.90
------------------------------	----------	-----	--	--	----------	------



Optical Accessories

Light shield

Description	Part ID	H1
Cut-off shield LS180	159-0321	120

