



Description

IP66, Class I. Class II on request. IK07. Marine-grade, die-cast aluminium alloy. 5CE superior corrosion protection including PCS hardware. Silicone CCG® gasket. Safety glass lens. Two cable entries. Integral EC electronic converter in thermally separated compartment. CAD-optimised optics for superior illumination and glare control. OLC® One LED Concept. Factory installed LED circuit board. The luminaire is factory- sealed and does not need to be opened during the installation.
Optional 2200 K version available. To be specified at time of ordering.

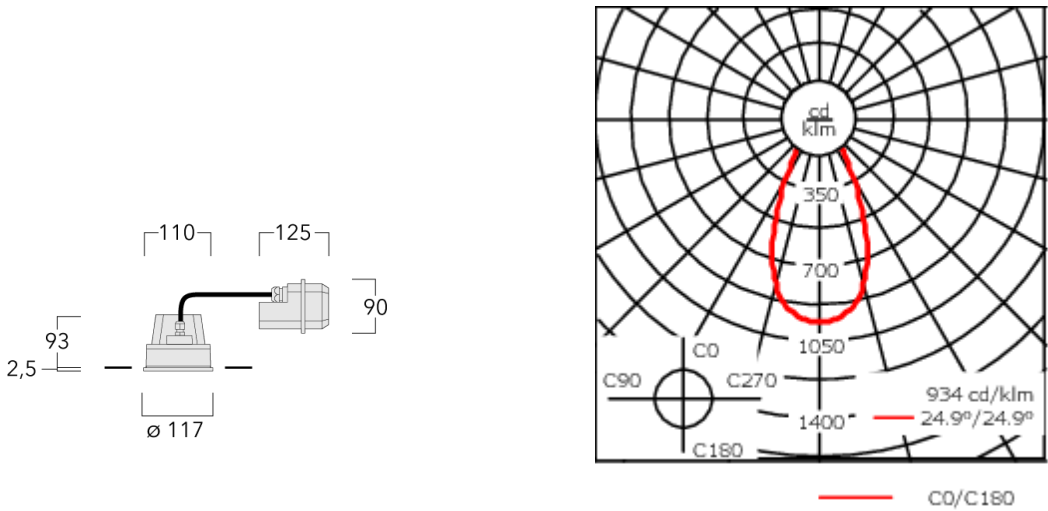
Suitable for mounting up to max. 40 mm ceiling thickness. A pre-installation blockout, proud or flush, is available and recommended for mounting in concrete ceilings. To be ordered separately.

The luminaire is not suitable for chlorine containing environments e.g. swimming pool. Special version suitable for chlorine containing environments, on request. Must be specified at time of ordering.

Weight	1.30 kg
Light distribution	symmetric, wide beam [B]
Light source	LED-6/12W / 700 mA - 3000 K
CRI	80
Power supply	EC
LEDs	6
Rated input power	14.5 W

Nominal Lumen (lm)	
LED Lumen	290
Total Lumen	1740
Tj	85

Rated lumens (lm)	
LED Lumen	224.5
Total Lumen	1347.1
Ta	25



Specifications
Material description

Body	Marine-grade, die-cast aluminium alloy
Lens	Safety glass lens
Colours	<div><div></div> RAL9004 Signal black</div> <div><div></div> RAL9006 White aluminium</div> <div><div></div> RAL9007 Grey aluminium</div> <div><div></div> RAL7016 Anthracite grey</div> <div><div></div> RAL9016 Traffic white</div>
Gasket	Silicone CCG® Controlled Compression Gasket
Fasteners	PCS Polymer Coated Stainless Steel Hardware
Ingress protection	IP66
Impact resistance	IK07
Corrosion resistance	5CE

Electrical description

Power supply	220-240V / 50-60 Hz
Driver / Ballast	Standard. Optional DALI version available. To be specified at time of ordering.
Surge protection	1/2 kV

Additional information

Lifetime	Ta=25° L90B10 > 90000h
Energy efficiency class	C-D (Light source)

Control

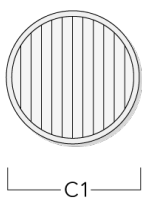
DALI interface

Description	Part ID	C
DALI interface	430-0013	90

Optical Accessories

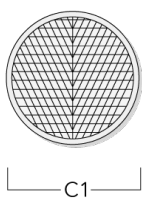
Linear spread lens

Description	Part ID	C1
IO-180-DOC110-LED	134-1637	98



Wallwash lens

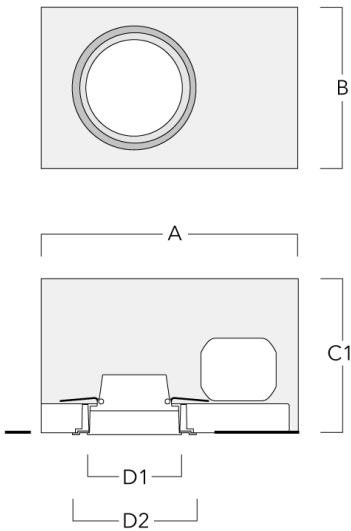
Description	Part ID	C1
IO-20-DOC110-LED	134-1683	98



Mounting Accessories

Installation blackout, flush with shadow line

Description	Part ID	A	B	C1	D1	D2
Installation blackout BDO11-III	134-1641	333	232	172	117	148



Installation blackout, proud

Description	Part ID	A	B	C1	D1
Installation blackout BDO11-I	134-1639	333	232	172	117

