



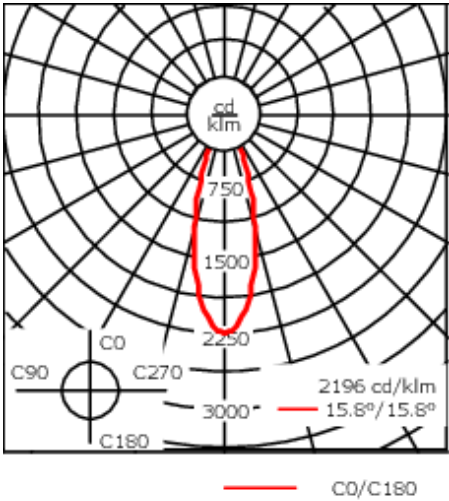
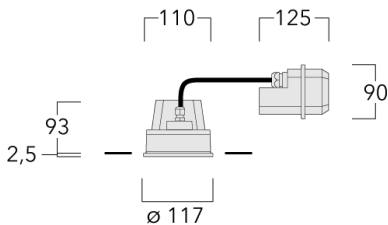
Description

IP66, Class I. Class II on request. IK07. Marine-grade, die-cast aluminium alloy. 5CE superior corrosion protection including PCS hardware. Silicone CCG® gasket. Safety glass lens. Two cable entries. Integral EC electronic converter in thermally separated compartment. CAD-optimised optics for superior illumination and glare control. OLC® One LED Concept. Factory installed LED circuit board. The luminaire is factory- sealed and does not need to be opened during the installation. Optional 2200 K version available. To be specified at time of ordering.

Suitable for mounting up to max. 40 mm ceiling thickness. A pre-installation blockout, proud or flush, is available and recommended for mounting in concrete ceilings. To be ordered separately.

The luminaire is not suitable for chlorine containing environments e.g. swimming pool. Special version suitable for chlorine containing environments, on request. Must be specified at time of ordering.

| | |
|--------------------|-----------------------------|
| Weight | 1.30 kg |
| Light distribution | symmetric, medium beam [M] |
| Light source | LED-6/12W / 700 mA - 3000 K |
| CRI | 80 |
| Power supply | EC |
| LEDs | 6 |
| Rated input power | 14.5 W |
| Nominal Lumen (lm) | |
| LED Lumen | 290 |
| Total Lumen | 1740 |
| Tj | 85 |
| Rated lumens (lm) | |
| LED Lumen | 252 |
| Total Lumen | 1511.8 |
| Ta | 25 |



Specifications

Material description

| | |
|----------------------|--|
| Body | Marine-grade, die-cast aluminium alloy |
| Lens | Safety glass lens |
| Colours | <div><div></div> RAL9004 Signal black</div> <div><div></div> RAL9006 White aluminium</div> <div><div></div> RAL9007 Grey aluminium</div> <div><div></div> RAL7016 Anthracite grey</div> <div><div></div> RAL9016 Traffic white</div> |
| Gasket | Silicone CCG® Controlled Compression Gasket |
| Fasteners | PCS Polymer Coated Stainless Steel Hardware |
| Ingress protection | IP66 |
| Impact resistance | IK07 |
| Corrosion resistance | 5CE |

Electrical description

| | |
|------------------|---|
| Power supply | 220-240V / 50-60 Hz |
| Driver / Ballast | Standard. Optional DALI version available. To be specified at time of ordering. |
| Surge protection | 1/2 kV |

Additional information

| | |
|-------------------------|------------------------|
| Lifetime | Ta=25° L90B10 > 90000h |
| Energy efficiency class | C-D (Light source) |

Control

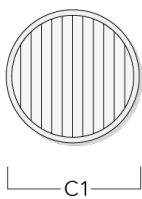
DALI interface

| Description | Part ID | C |
|----------------|----------|----|
| DALI interface | 430-0013 | 90 |

Optical Accessories

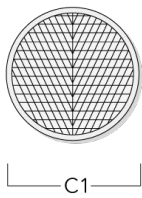
Linear spread lens

| Description | Part ID | C1 |
|-------------------|----------|----|
| IO-180-DOC110-LED | 134-1637 | 98 |



Wallwash lens

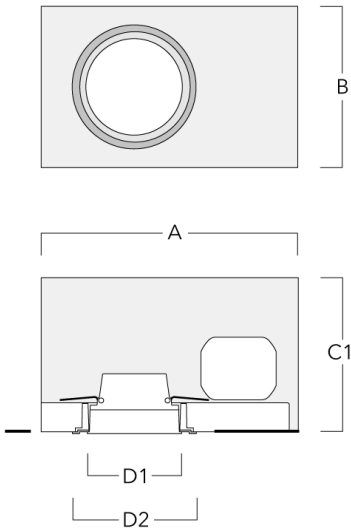
| Description | Part ID | C1 |
|------------------|----------|----|
| IO-20-DOC110-LED | 134-1683 | 98 |



Mounting Accessories

Installation blackout, flush with shadow line

| Description | Part ID | A | B | C1 | D1 | D2 |
|---------------------------------|----------|-----|-----|-----|-----|-----|
| Installation blackout BDO11-III | 134-1641 | 333 | 232 | 172 | 117 | 148 |



Installation blackout, proud

| Description | Part ID | A | B | C1 | D1 |
|-------------------------------|----------|-----|-----|-----|-----|
| Installation blackout BDO11-I | 134-1639 | 333 | 232 | 172 | 117 |

