



Description

IP69. IK08. Marine-grade, all-aluminium construction. Anodized aluminium extrusion. PCS hardware. Silicone rubber gasket. Complete with cable gland and 0.5 m of flexible PVC-free cable. Safety glass lens. Luminaire can be driven over at low speed, without accelerating or turning, by vehicles with air-filled tyres, at a weight up to 5 tonnes per wheel. Max. static load, 3 tonnes (according to DIN EN 60598-2-13). Luminaire is factory-sealed and does not need to be opened during installation. Optional 2200 K version available. To be specified at time of ordering.

Integral EC electronic converter in thermally-separated compartment. Advanced thermal management protects LEDs while optimising lumens output. Removable LED boards for upgrading. DALI interface.

Sealable junction box included in supply.

Pre-installation blackout is recommended for mounting, available on request.

| | |
|--------------------|------------------------------------|
| Weight | 6.00 kg |
| Light distribution | symmetric linear, medium beam [LM] |
| Light source | LED-48/30W / 225 mA - 3000 K |
| CRI | 80 |
| Power supply | EC |
| LEDs | 48 |
| Rated input power | 33.5 W |

Nominal Lumen (lm)

| | |
|-------------|------|
| LED Lumen | 90 |
| Total Lumen | 4320 |
| Tj | 85 |

Rated lumens (lm)

| | |
|-------------|--------|
| LED Lumen | 66.9 |
| Total Lumen | 3210.6 |
| Ta | 25 |



Specifications

Material description

| | |
|--------------------|--|
| Body | Marine-grade, all-aluminium construction |
| Lens | Safety glass lens |
| Colours | |
| Gasket | Silicone rubber gasket |
| Fasteners | PCS hardware |
| Ingress protection | IP69 |
| Impact resistance | IK08 |

Electrical description

| | |
|------------------|--|
| Power supply | 220-240V / 50-60 Hz |
| Driver / Ballast | Integral electronic converter with DALI interface in thermally-separated compartment |
| Power factor | > 0.9 |

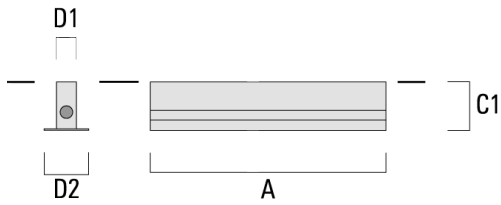
Additional information

| | |
|----------|------------------------|
| Lifetime | Ta=25° L90B10 > 90000h |
|----------|------------------------|

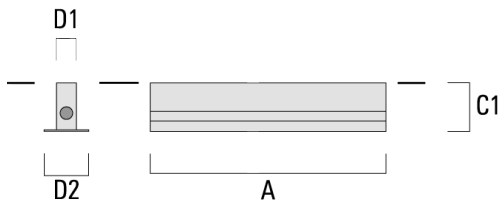
Mounting Accessories

Installation blackout, Type II

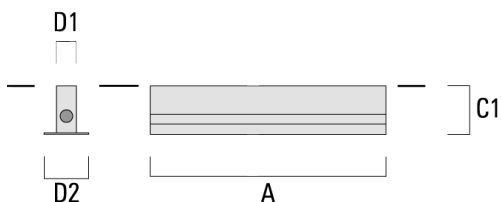
| Description | Part ID | A | C1 | D1 | D2 | Weight (kg) |
|-------------------------------|----------|-----|-----|----|-----|-------------|
| BEV130-II-1/927 (1 luminaire) | 186-0285 | 975 | 130 | 55 | 120 | 3.50 |



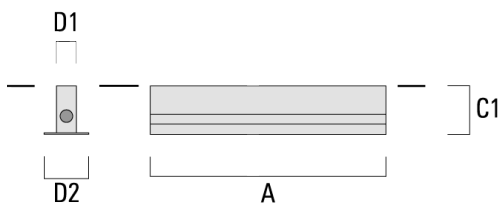
| | | | | | | |
|--------------------------------|----------|------|-----|----|-----|------|
| BEV130-II-2/927 (2 luminaires) | 186-0286 | 1904 | 130 | 55 | 120 | 6.70 |
|--------------------------------|----------|------|-----|----|-----|------|



| Description | Part ID | A | C1 | D1 | D2 | Weight (kg) |
|--------------------------------|----------|------|-----|----|-----|-------------|
| BEV130-II-3/927 (3 luminaires) | 186-0287 | 2833 | 130 | 55 | 120 | 9.70 |

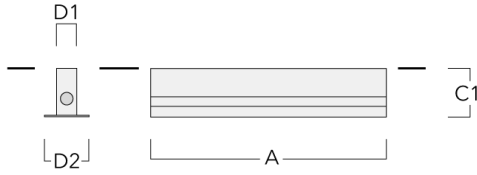


| | | | | | | |
|--------------------------------|----------|------|-----|----|-----|-------|
| BEV130-II-4/927 (4 luminaires) | 186-0288 | 3762 | 130 | 55 | 120 | 12.90 |
|--------------------------------|----------|------|-----|----|-----|-------|

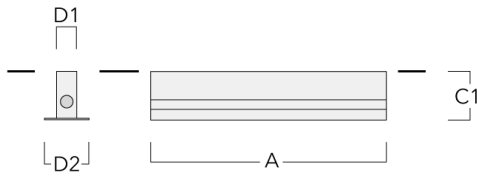


Installation blackout, Type I

| Description | Part ID | A | C1 | D1 | D2 | Weight (kg) |
|------------------------------|----------|-----|-----|----|-----|-------------|
| BEV130-I-1/927 (1 luminaire) | 186-0310 | 975 | 160 | 55 | 120 | 4.70 |



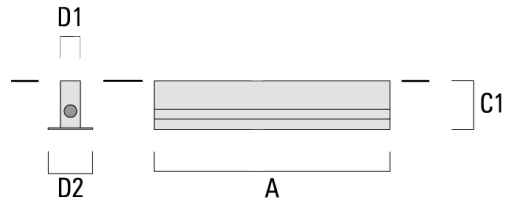
| | | | | | | |
|-------------------------------|----------|------|-----|----|-----|---|
| BEV130-I-2/927 (2 luminaires) | 186-0311 | 1904 | 160 | 55 | 120 | 9 |
|-------------------------------|----------|------|-----|----|-----|---|



| Description | Part ID | A | C1 | D1 | D2 | Weight (kg) |
|-------------------------------|----------|------|-----|----|-----|-------------|
| BEV130-I-3/927 (3 luminaires) | 186-0312 | 2833 | 160 | 55 | 120 | 13.20 |



| | | | | | | |
|-------------------------------|----------|------|-----|----|-----|-------|
| BEV130-I-4/927 (4 luminaires) | 186-0313 | 3762 | 160 | 55 | 120 | 17.50 |
|-------------------------------|----------|------|-----|----|-----|-------|



186-0254

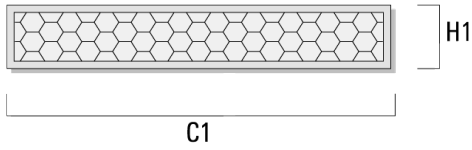
ETV130 LED

we-ef

Optical Accessories

Honeycomb louvre

| Description | Part ID | C1 | H1 |
|---------------------|----------|-----|----|
| Honeycomb louvre IW | 186-0295 | 898 | 30 |



WE-EF LIGHTING (Thailand) Co., Ltd.

57 Moo 5, Kingkaew Rd., Bangplee, 10540 Samutprakarn - Phone: +66 2 738 96 20 - Fax: +66 2 738 96 29

<https://we-ef.com/asia>

Subject to technical changes and errors. - Generated on 23/11/2024