



### Description

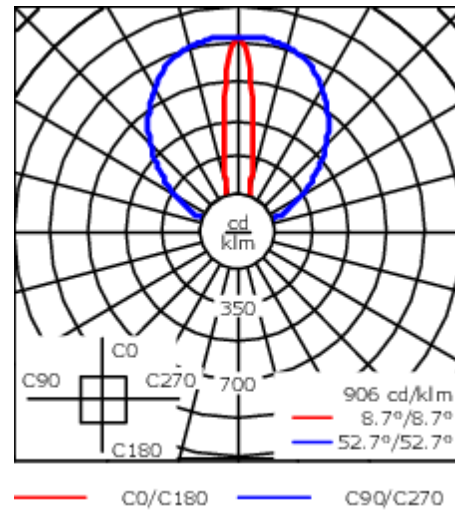
IP69. IK08. Marine-grade, all-aluminium construction. Anodized aluminium extrusion. PCS hardware. Silicone rubber gasket. Complete with cable gland and 0.5 m of flexible PVC-free cable. Safety glass lens. Luminaire can be driven over at low speed, without accelerating or turning, by vehicles with air-filled tyres, at a weight up to 5 tonnes per wheel. Max. static load, 3 tonnes (according to DIN EN 60598-2-13). Luminaire is factory-sealed and does not need to be opened during installation. Optional 2200 K version available. To be specified at time of ordering.

Integral EC electronic converter in thermally-separated compartment. Advanced thermal management protects LEDs while optimising lumens output. Removable LED boards for upgrading. DALI interface.

Sealable junction box included in supply.

Pre-installation blackout is recommended for mounting, available on request.

Weight	6.00 kg
Light distribution	symmetric linear, narrow beam [LE]
Light source	LED-48/30W / 225 mA - 3000 K
CRI	80
Power supply	EC
LEDs	48
Rated input power	33.5 W
<b>Nominal Lumen (lm)</b>	
LED Lumen	90
Total Lumen	4320
T <sub>j</sub>	85
<b>Rated lumens (lm)</b>	
LED Lumen	65.7
Total Lumen	3151.9
T <sub>a</sub>	25



## Specifications

### Material description

Body	Marine-grade, all-aluminium construction
Lens	Safety glass lens
Colours	
Gasket	Silicone rubber gasket
Fasteners	PCS hardware
Ingress protection	IP69
Impact resistance	IK08

### Electrical description

Power supply	220-240V / 50-60 Hz
Driver / Ballast	Integral electronic converter with DALI interface in thermally-separated compartment
Power factor	> 0.9

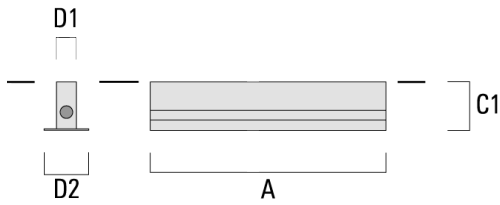
### Additional information

Lifetime	Ta=25° L90B10 > 90000h
----------	------------------------

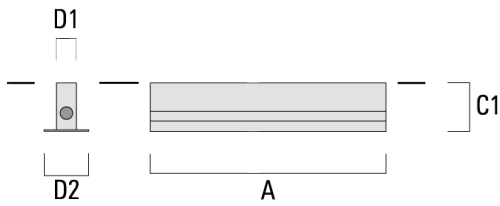
**Mounting Accessories**

**Installation blackout, Type II**

Description	Part ID	A	C1	D1	D2	Weight (kg)
BEV130-II-1/927 (1 luminaire)	186-0285	975	130	55	120	3.50



BEV130-II-2/927 (2 luminaires)	186-0286	1904	130	55	120	6.70
--------------------------------	----------	------	-----	----	-----	------



186-0257

ETV130 LED

**we-ef**

---

Description	Part ID	A	C1	D1	D2	Weight (kg)
BEV130-II-3/927 (3 luminaires)	186-0287	2833	130	55	120	9.70

---



---

BEV130-II-4/927 (4 luminaires)	186-0288	3762	130	55	120	12.90
--------------------------------	----------	------	-----	----	-----	-------

---



**WE-EF LIGHTING (Thailand) Co., Ltd.**

57 Moo 5, Kingkaew Rd., Bangplee, 10540 Samutprakarn - Phone: +66 2 738 96 20 - Fax: +66 2 738 96 29

<https://we-ef.com/asia>

Subject to technical changes and errors. - Generated on 23/11/2024

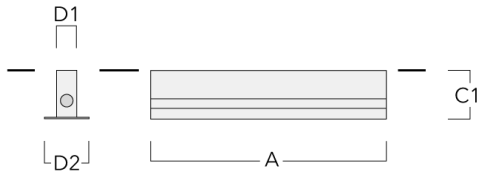
186-0257

ETV130 LED

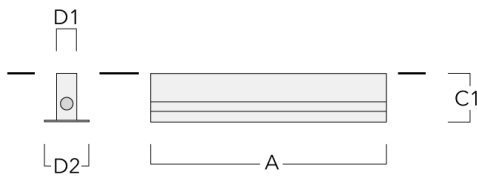
**we-ef**

**Installation blackout, Type I**

Description	Part ID	A	C1	D1	D2	Weight (kg)
BEV130-I-1/927 (1 luminaire)	186-0310	975	160	55	120	4.70



BEV130-I-2/927 (2 luminaires)	186-0311	1904	160	55	120	9
-------------------------------	----------	------	-----	----	-----	---



**WE-EF LIGHTING (Thailand) Co., Ltd.**

57 Moo 5, Kingkaew Rd., Bangplee, 10540 Samutprakarn - Phone: +66 2 738 96 20 - Fax: +66 2 738 96 29

<https://we-ef.com/asia>

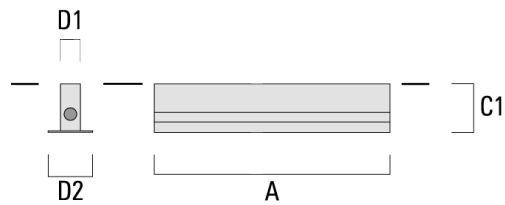
Subject to technical changes and errors. - Generated on 23/11/2024

**ETV130 LED**

Description	Part ID	A	C1	D1	D2	Weight (kg)
BEV130-I-3/927 (3 luminaires)	186-0312	2833	160	55	120	13.20



BEV130-I-4/927 (4 luminaires)	186-0313	3762	160	55	120	17.50
-------------------------------	----------	------	-----	----	-----	-------



186-0257

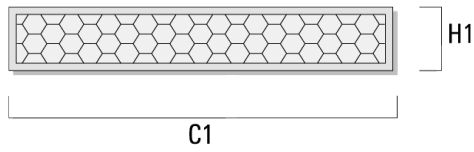
ETV130 LED

**we-ef**

## Optical Accessories

### Honeycomb louvre

Description	Part ID	C1	H1
Honeycomb louvre IW	186-0295	898	30



**WE-EF LIGHTING (Thailand) Co., Ltd.**

57 Moo 5, Kingkaew Rd., Bangplee, 10540 Samutprakarn - Phone: +66 2 738 96 20 - Fax: +66 2 738 96 29

<https://we-ef.com/asia>

Subject to technical changes and errors. - Generated on 23/11/2024