



Description

IP67*, Class I. Class II on request. IK08. Marine-grade all aluminium construction. Anodized aluminium extrusion. PCS hardware. Silicone rubber gasket. Safety glass lens. Luminaire can be driven over at low speed, without accelerating or turning, by vehicles with air-filled tyres, at a weight up to 5 tonnes per wheel. Max. static load, 3 tonnes (according to DIN EN 60598-2-13). Factory-sealed termination chamber complete with cable gland and 0.5 m of flexible cable, including sealable junction box SJB. Linear PMMA LED lens. Factory installed LED circuit board. LED board can be easily removed for upgrading. Luminaire is factory sealed and does not need to be opened during installation. Integral electronic converter with DALI interface in thermally-separated compartment. Luminaires with [LB/IW] [LM/IW] and [LE/IW] light distribution are supplied with honeycomb shield IW to reduce stray light.

Optional 2200 K version available. To be specified at time of ordering.

Eco Step Dim® on request.

The optional installation blackout is recommended for mounting. To be ordered separately.

| | |
|--------------------|--|
| Weight | 6.00 kg |
| Light distribution | symmetric linear, very narrow beam [LEE] |
| Light source | LED-48/30W / 225 mA - 4000 K |
| CRI | 80 |
| Power supply | EC |
| LEDs | 48 |
| Rated input power | 33.5 W |

Nominal Lumen (lm)

| | |
|-------------|------|
| LED Lumen | 90 |
| Total Lumen | 4320 |
| Tj | 85 |

Rated lumens (lm)

| | |
|-------------|--------|
| LED Lumen | 75.2 |
| Total Lumen | 3608.9 |
| Ta | 25 |

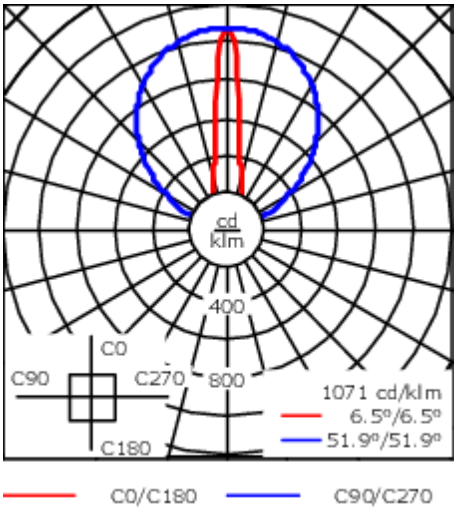
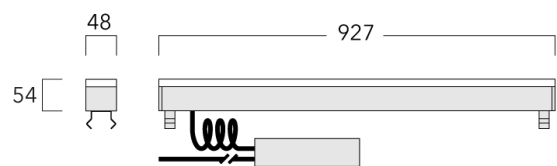
186-0261

ETV130 LED

we-ef

The luminaire is not suitable for permanent underwater operation and must be switched off in the event of flooding.

* Additionally tested to IP66, IP67, IP68 0.1 bar 3h, up to 1 m depth according to DIN EN 60598 and IP69K/80° according to DIN EN 60529.



Specifications
Material description

| | |
|--------------------|--|
| Body | Marine-grade all aluminium construction. Anodized aluminium extrusion. |
| Lens | Safety glass lens |
| Colours | |
| Gasket | Silicone rubber gasket |
| Fasteners | PCS polymer coated stainless steel |
| Ingress protection | IP67 |
| Impact resistance | IK08 |

Electrical description

| | |
|------------------|---------------------|
| Power supply | 220-240V / 50-60 Hz |
| Driver / Ballast | DALI |
| Power factor | > 0.9 |
| Surge protection | 1/2 kV |

Additional information

| | |
|-------------------------|------------------------|
| Lifetime | Ta=25° L90B10 > 90000h |
| Energy efficiency class | D (Light source) |

Electrical Accessories

Sealable junction box

| Description | Part ID | C1 | M1 | M2 |
|------------------------------|----------|-----|------|-----------|
| Sealable junction box SJB130 | 185-1624 | 146 | Ø 10 | Ø 12 - 19 |



186-0261

ETV130 LED



Optical Accessories

Honeycomb louvre

| Description | Part ID | C1 | H1 |
|---------------|----------|-----|----|
| IW for ETV130 | 186-0295 | 898 | 30 |



Mounting Accessories

Installation blackout, Type I

| Description | Part ID | A | C1 | D1 | D2 | Weight (kg) |
|------------------------------|----------|-----|-----|----|-----|-------------|
| BEV130-I-1/927 (1 luminaire) | 186-0310 | 975 | 160 | 55 | 120 | 4.70 |



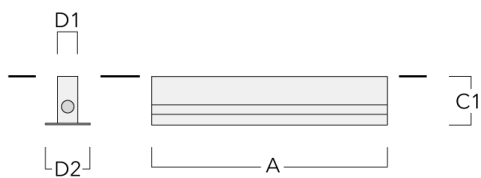
| | | | | | | |
|-------------------------------|----------|------|-----|----|-----|---|
| BEV130-I-2/927 (2 luminaires) | 186-0311 | 1904 | 160 | 55 | 120 | 9 |
|-------------------------------|----------|------|-----|----|-----|---|



186-0261

ETV130 LED

| Description | Part ID | A | C1 | D1 | D2 | Weight (kg) |
|-------------------------------|----------|------|-----|----|-----|-------------|
| BEV130-I-3/927 (3 luminaires) | 186-0312 | 2833 | 160 | 55 | 120 | 13.20 |



| | | | | | | |
|-------------------------------|----------|------|-----|----|-----|-------|
| BEV130-I-4/927 (4 luminaires) | 186-0313 | 3762 | 160 | 55 | 120 | 17.50 |
|-------------------------------|----------|------|-----|----|-----|-------|

