



Description

IP69. IK08. Marine-grade, all-aluminium construction. Anodized aluminium extrusion. PCS hardware. Silicone rubber gasket. Complete with cable gland and 0.5 m of flexible PVC-free cable. Safety glass lens. Luminaire can be driven over at low speed, without accelerating or turning, by vehicles with air-filled tyres, at a weight up to 5 tonnes per wheel. Max. static load, 3 tonnes (according to DIN EN 60598-2-13). Luminaire is factory-sealed and does not need to be opened during installation. Optional 2200 K version available. To be specified at time of ordering.

Integral EC electronic converter in thermally-separated compartment. Advanced thermal management protects LEDs while optimising lumens output. Removable LED boards for upgrading. DALI interface.

Sealable junction box included in supply.

Pre-installation blockout is recommended for mounting, available on request.

| | |
|--------------------|----------------------------------|
| Weight | 7.50 kg |
| Light distribution | symmetric linear, wide beam [LB] |
| Light source | LED-64/40W / 225 mA - 3000 K |
| CRI | 80 |
| Power supply | EC |
| LEDs | 64 |
| Rated input power | 44 W |

Nominal Lumen (lm)

| | |
|-------------|------|
| LED Lumen | 90 |
| Total Lumen | 5760 |
| Tj | 85 |

Rated lumens (lm)

| | |
|-------------|--------|
| LED Lumen | 59.9 |
| Total Lumen | 3831.5 |
| Ta | 25 |



Specifications

Material description

| | |
|--------------------|--|
| Body | Marine-grade, all-aluminium construction |
| Lens | Safety glass lens |
| Colours | |
| Gasket | Silicone rubber gasket |
| Fasteners | PCS hardware |
| Ingress protection | IP69 |
| Impact resistance | IK08 |

Electrical description

| | |
|------------------|--|
| Power supply | 220-240V / 50-60 Hz |
| Driver / Ballast | Integral electronic converter with DALI interface in thermally-separated compartment |
| Power factor | > 0.9 |

Additional information

| | |
|----------|------------------------|
| Lifetime | Ta=25° L90B10 > 90000h |
|----------|------------------------|

Mounting Accessories

Installation blackout, Type II

| Description | Part ID | A | C1 | D1 | D2 | Weight (kg) |
|--------------------------------|----------|------|-----|----|-----|-------------|
| BEV140-II-1/1227 (1 luminaire) | 186-0289 | 1275 | 130 | 55 | 120 | 4.50 |



| | | | | | | |
|---------------------------------|----------|------|-----|----|-----|------|
| BEV140-II-2/1227 (2 luminaires) | 186-0290 | 2504 | 130 | 55 | 120 | 8.70 |
|---------------------------------|----------|------|-----|----|-----|------|



ETV140 LED

| Description | Part ID | A | C1 | D1 | D2 | Weight (kg) |
|---------------------------------|----------|------|-----|----|-----|-------------|
| BEV140-II-3/1227 (3 luminaires) | 186-0291 | 3733 | 130 | 55 | 120 | 12.80 |

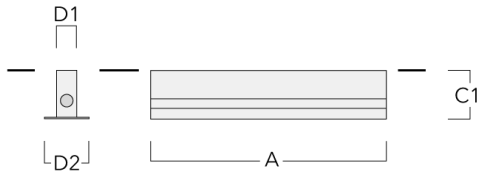


| | | | | | | |
|---------------------------------|----------|------|-----|----|-----|-------|
| BEV140-II-4/1227 (4 luminaires) | 186-0292 | 4962 | 130 | 55 | 120 | 16.90 |
|---------------------------------|----------|------|-----|----|-----|-------|

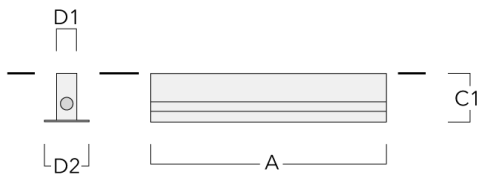


Installation blackout, Type I

| Description | Part ID | A | C1 | D1 | D2 | Weight (kg) |
|-------------------------------|----------|------|-----|----|-----|-------------|
| BEV140-I-1/1227 (1 luminaire) | 186-0314 | 1275 | 160 | 55 | 120 | 6.10 |



| | | | | | | |
|--------------------------------|----------|------|-----|----|-----|-------|
| BEV140-I-2/1227 (2 luminaires) | 186-0315 | 2504 | 160 | 55 | 120 | 11.70 |
|--------------------------------|----------|------|-----|----|-----|-------|



ETV140 LED

| Description | Part ID | A | C1 | D1 | D2 | Weight (kg) |
|--------------------------------|----------|------|-----|----|-----|-------------|
| BEV140-I-3/1227 (3 luminaires) | 186-0316 | 3733 | 160 | 55 | 120 | 17.40 |



| | | | | | | |
|--------------------------------|----------|------|-----|----|-----|----|
| BEV140-I-4/1227 (4 luminaires) | 186-0317 | 4962 | 160 | 55 | 120 | 23 |
|--------------------------------|----------|------|-----|----|-----|----|



186-0266

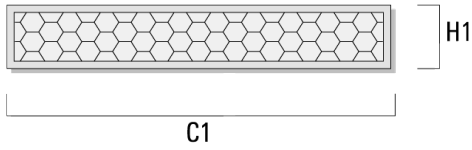
ETV140 LED

we-ef

Optical Accessories

Honeycomb louvre

| Description | Part ID | C1 | H1 |
|---------------------|----------|------|----|
| Honeycomb louvre IW | 186-0296 | 1198 | 30 |



WE-EF LIGHTING (Thailand) Co., Ltd.

57 Moo 5, Kingkaew Rd., Bangplee, 10540 Samutprakarn - Phone: +66 2 738 96 20 - Fax: +66 2 738 96 29

<https://we-ef.com/asia>

Subject to technical changes and errors. - Generated on 23/11/2024