



Description

IP69. IK08. Marine-grade, all-aluminium construction. Anodized aluminium extrusion. PCS hardware. Silicone rubber gasket. Complete with cable gland and 0.5 m of flexible PVC-free cable. Safety glass lens. Luminaire can be driven over at low speed, without accelerating or turning, by vehicles with air-filled tyres, at a weight up to 5 tonnes per wheel. Max. static load, 3 tonnes (according to DIN EN 60598-2-13). Luminaire is factory-sealed and does not need to be opened during installation. Optional 2200 K version available. To be specified at time of ordering.

Integral EC electronic converter in thermally-separated compartment. Advanced thermal management protects LEDs while optimising lumens output. Removable LED boards for upgrading. DALI interface.

Sealable junction box included in supply.

Pre-installation blackout is recommended for mounting, available on request.

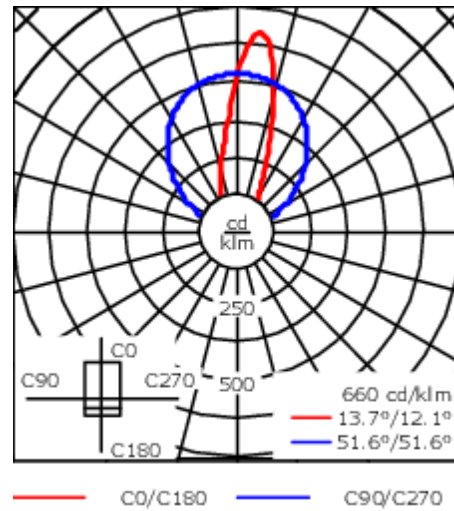
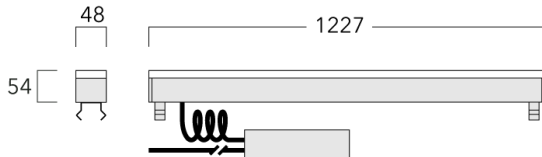
Weight	7.50 kg
Light distribution	asymmetric linear, wallwash [LA10]
Light source	LED-64/40W / 225 mA - 3000 K
CRI	80
Power supply	EC
LEDs	64
Rated input power	44 W

Nominal Lumen (lm)

LED Lumen	90
Total Lumen	5760
Tj	85

Rated lumens (lm)

LED Lumen	64.1
Total Lumen	4099.7
Ta	25



Specifications

Material description

Body	Marine-grade, all-aluminium construction
Lens	Safety glass lens
Colours	
Gasket	Silicone rubber gasket
Fasteners	PCS hardware
Ingress protection	IP69
Impact resistance	IK08

Electrical description

Power supply	220-240V / 50-60 Hz
Driver / Ballast	Integral electronic converter with DALI interface in thermally-separated compartment
Power factor	> 0.9

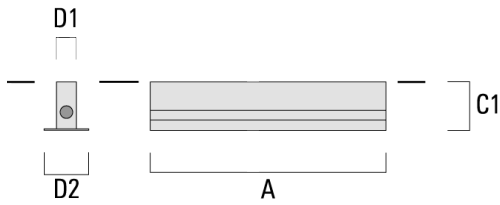
Additional information

Lifetime	Ta=25° L90B10 > 90000h
----------	------------------------

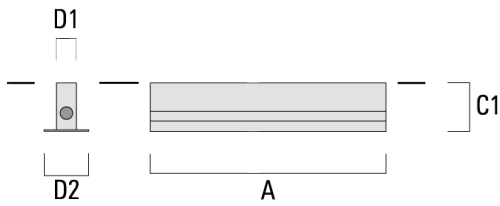
Mounting Accessories

Installation blackout, Type II

Description	Part ID	A	C1	D1	D2	Weight (kg)
BEV140-II-1/1227 (1 luminaire)	186-0289	1275	130	55	120	4.50



BEV140-II-2/1227 (2 luminaires)	186-0290	2504	130	55	120	8.70
---------------------------------	----------	------	-----	----	-----	------



Description	Part ID	A	C1	D1	D2	Weight (kg)
BEV140-II-3/1227 (3 luminaires)	186-0291	3733	130	55	120	12.80

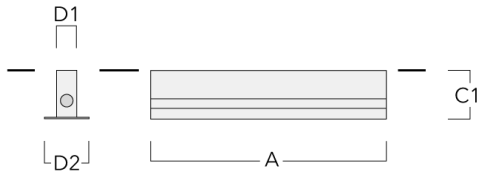


BEV140-II-4/1227 (4 luminaires)	186-0292	4962	130	55	120	16.90
---------------------------------	----------	------	-----	----	-----	-------

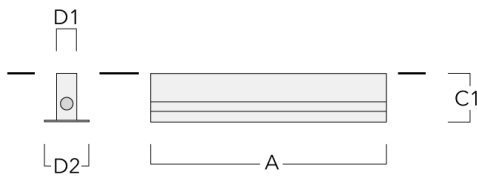


Installation blackout, Type I

Description	Part ID	A	C1	D1	D2	Weight (kg)
BEV140-I-1/1227 (1 luminaire)	186-0314	1275	160	55	120	6.10



BEV140-I-2/1227 (2 luminaires)	186-0315	2504	160	55	120	11.70
--------------------------------	----------	------	-----	----	-----	-------



186-0278

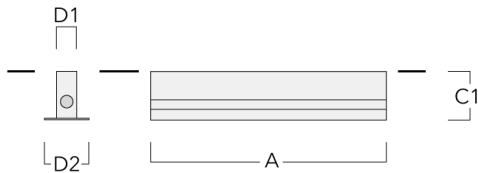
ETV140 LED

we-ef

Description	Part ID	A	C1	D1	D2	Weight (kg)
BEV140-I-3/1227 (3 luminaires)	186-0316	3733	160	55	120	17.40



BEV140-I-4/1227 (4 luminaires)	186-0317	4962	160	55	120	23
--------------------------------	----------	------	-----	----	-----	----



WE-EF LIGHTING (Thailand) Co., Ltd.

57 Moo 5, Kingkaew Rd., Bangplee, 10540 Samutprakarn - Phone: +66 2 738 96 20 - Fax: +66 2 738 96 29

<https://we-ef.com/asia>

Subject to technical changes and errors. - Generated on 23/11/2024

186-0278

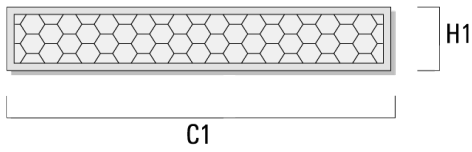
ETV140 LED

we-ef

Optical Accessories

Honeycomb louvre

Description	Part ID	C1	H1
Honeycomb louvre IW	186-0296	1198	30



WE-EF LIGHTING (Thailand) Co., Ltd.

57 Moo 5, Kingkaew Rd., Bangplee, 10540 Samutprakarn - Phone: +66 2 738 96 20 - Fax: +66 2 738 96 29

<https://we-ef.com/asia>

Subject to technical changes and errors. - Generated on 23/11/2024