



Description

IP67, Class I. IK10+. Stainless steel construction including PCS hardware. Safety glass lens, max. load 5 tonnes. Luminaire can be driven over at low speed. Silicone rubber gasket. Anti-wick technology, equipped with a cable gland and 0.5 meters of flexible, PVC-free cable.

Integral EC electronic converter. Advanced thermal management protects LEDs while optimising lumens output. LED module can be easily removed for upgrading. CAD-optimised optics for superior illumination and glare control.

Luminaire requires installation blockout and sealable junction box, which are included in supply.

2700 K option available on request.

ASC Anti Slip Coating on request.

IMPORTANT! Inground blockouts must be installed with effective drainage, watch [here](https://vimeo.com/672613058).

Weight	3.50 kg
Light distribution	wallwash
Light source	LED-6/12W / 700 mA - 3000 K
CRI	80
Power supply	EC
LEDs	6
Rated input power	14.5 W

Nominal Lumen (lm)

LED Lumen	290
Total Lumen	1740
Tj	85

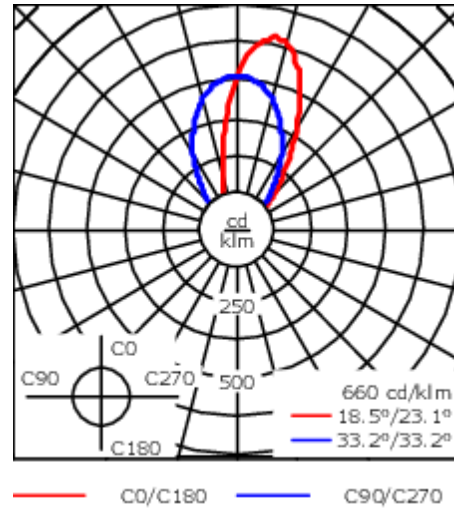
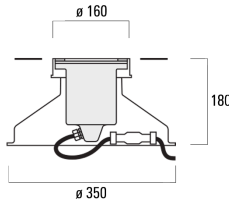
Rated lumens (lm)

LED Lumen	196.6
Total Lumen	1179.4
Ta	25

WE-EF LIGHTING Pty Ltd


47 Tarnard Drive, 3195 Braeside, Victoria - Phone: +61 3 8587 0444 - Fax: +61 3 8587 0499
info.australia@we-ef.com - <https://we-ef.com/aus>

Subject to technical changes and errors. - Generated on 16/08/2025



Specifications

Material description

Body	Stainless steel construction
Lens	Safety glass lens, max. load 5 tonnes
Colours	 Stainless Steel
Gasket	Silicone rubber gasket
Fasteners	PCS Polymer Coated Stainless Steel Hardware (unpainted)
Ingress protection	IP67
Impact resistance	IK10+

Electrical description

Power supply	230V / 50 Hz
Driver / Ballast	Integral EC electronic converter
Termination	Junction box supplied


Additional information

Warranty	The product is supplied with 10-year warranty. Please refer to the LED Warranty Statement located on www.we-ef.com for further details. Warranty void if installed without proper drainage.
----------	--

Mounting Accessories

Installation cover

Description	Part ID	C1
Installation cover BE	185-0796	160

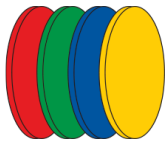


C1

Optical Accessories


Colour filter

Description	Part ID
Colour filter IF	on request



Surface wash lens

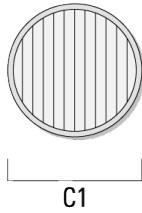
Description	Part ID	C1
Flood lens IO-360	146-0419	96



ETC320-FS LED

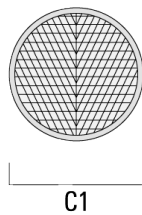
Linear spread lens

Description	Part ID	C1
IO-180-ETC/EVC_20-FS-LED	146-0418	110



Wallwash lens

Description	Part ID	C1
IO-20-WW-ETC/EVC_20-FS-LED	185-7029	110



ETC320-FS LED

Honeycomb louvre

Description	Part ID	C1
IW-E_C120/320-FS LED	146-0625	110

