

138-6000

SBI120 LED



Description

IP66, Class I. IK06. Marine-grade, die-cast aluminium alloy. 5CE superior corrosion protection + primer including PCS hardware. Safety glass lens. Silicone CCG_R_ Controlled Compression Gasket. Luminaire is factory-sealed and does not need to be opened during installation. Integral EC electronic converter in thermally separated compartment. Advanced thermal management protects LEDs while optimising lumens output. CAD-optimised optics for superior illumination and glare control. OLC_R_ One LED Concept.

Weight	2.40 kg
Light distribution	symmetric, wide beam [B]
Light source	LED-6/18W / 1050 mA - 3000 K
CRI	80
Power supply	EC
LEDs	6
Rated input power	21 W

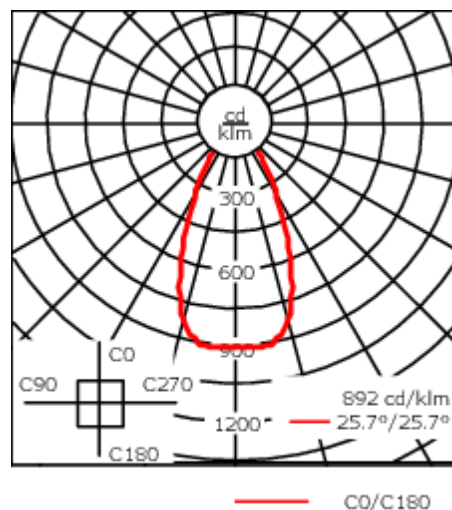
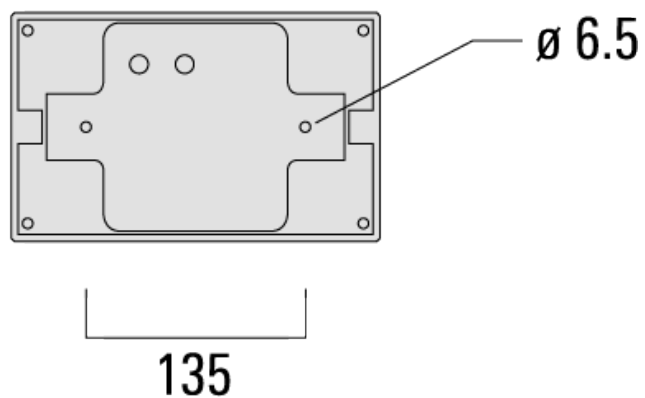
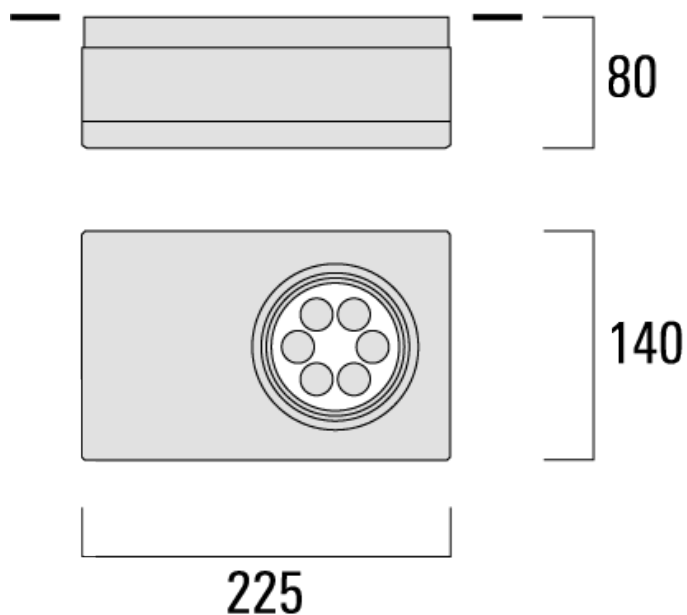
Nominal Lumen (lm)	
LED Lumen	430
Total Lumen	2580
Tj	85

Rated lumens (lm)	
LED Lumen	336.5
Total Lumen	2018.8
Ta	25





138-6000

SBI120 LED

we-ef



Specifications
Material description

Colours		RAL9004 Signal black
		RAL9006 White aluminium
		RAL9007 Grey aluminium
		RAL9016 Traffic white
Corrosion resistance 5CE+Primer		

Electrical description

Additional information