

**FLC141 LED RAIL66**



**Description**

IP66. Class I. IK07. Marine-grade, die-cast aluminum alloy. 5CE superior corrosion protection including PCS hardware. Silicone CCG® Controlled Compression Gasket. Safety glass lens. Including 1 ft of flexible cable enclosed in a stainless conduit, in-line connector and mounting clamp for installation to RAIL66 mounting system. CAD-optimized optics for superior illumination and glare control. Integral driver in thermally separated compartment. OLC® One LED Concept. Factory-installed LED circuit board. 0-10V Dimming comes standard with luminaire.

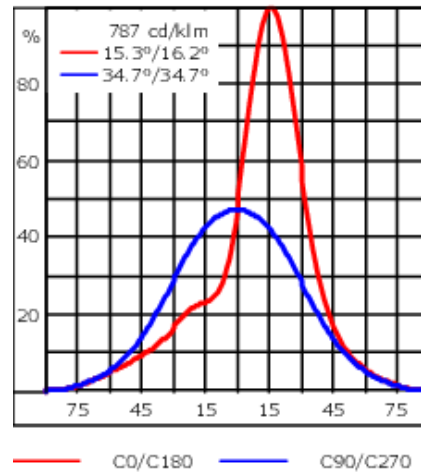
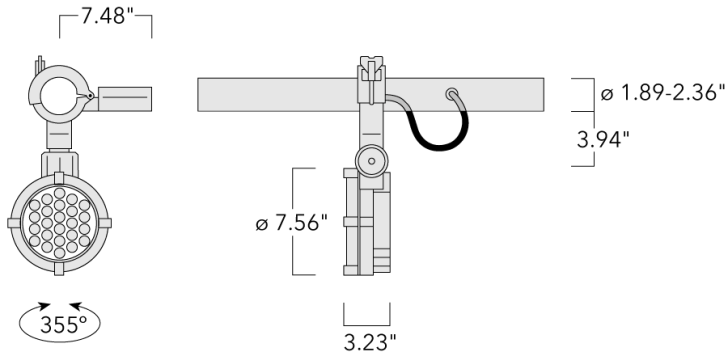
Specify product with 7 Digit product code - Finish Color. Accessories, such as mounting, optical, and electrical, must be specified separately.

Example: XXX-XXXX-9004 (Black)  
+ XXX-XXXX (Accessory 1)

|                           |                              |
|---------------------------|------------------------------|
| Weight                    | 10.40 lb                     |
| Light distribution        | wallwash [A20]               |
| Light source              | LED-24/48W / 700 mA - 3000 K |
| CRI                       | 80                           |
| Power supply              | electronic gear              |
| LEDs                      | 24                           |
| Rated input power         | 54 W                         |
| <b>Nominal Lumen (lm)</b> |                              |
| LED Lumen                 | 290                          |
| Total Lumen               | 6960                         |
| Tj                        | 85                           |
| <b>Rated lumens (lm)</b>  |                              |
| LED Lumen                 | 202.2                        |
| Total Lumen               | 4851.9                       |
| Ta                        | 25                           |

**WE-EF LIGHTING USA, LLC**

410-D Keystone Drive, 15086 Warrendale, PA 15086 - Phone: +1 724 742 0030  
customersupport.usa@we-ef.com - <https://we-ef.com/us>  
Subject to technical changes and errors. - Generated on 11/23/2024



## Specifications

### Material description

|                      |   |
|----------------------|---|
| Body                 | Marine-grade die-cast aluminium alloy   |
| Lens                 | Clear tempered glass lens   |
| Colors               | <div style="display: flex; flex-direction: column; gap: 5px;"> <div style="display: flex; align-items: center;"> <div style="width: 20px; height: 10px; background-color: black; margin-right: 5px;"></div> <span>RAL9004 Black</span> </div> <div style="display: flex; align-items: center;"> <div style="width: 20px; height: 10px; background-color: grey; margin-right: 5px;"></div> <span>RAL9007 Grey Metallic</span> </div> <div style="display: flex; align-items: center;"> <div style="width: 20px; height: 10px; background-color: white; margin-right: 5px;"></div> <span>RAL9016 White</span> </div> <div style="display: flex; align-items: center;"> <div style="width: 20px; height: 10px; background-color: darkgrey; margin-right: 5px;"></div> <span>RAL8019 Dark Bronze</span> </div> </div> |
| Gasket               | Silicone CCG® Controlled Compression Gasket   |
| Fasteners            | PCS Polymer Coated Stainless Steel hardware   |
| Ingress protection   | IP66  |
| Impact resistance    | IK07  |
| Corrosion resistance | 5CE   |

### Electrical description

|                  |   |
|------------------|---|
| Power supply     | Integral [ECG] electronic driver 120V-277V. 0-10V dimmable, to be specified with order. |
| Driver / Ballast | Integral driver in thermally-separated compartment                                      |

**WE-EF LIGHTING USA, LLC**

410-D Keystone Drive, 15086 Warrendale, PA 15086 - Phone: +1 724 742 0030

customersupport.usa@we-ef.com - <https://we-ef.com/us>

Subject to technical changes and errors. - Generated on 11/23/2024

**146-7058+146-0646**

**we-ef**

**FLC141 LED RAIL66**

**Additional information**

---

|          |   |
|----------|---|
| Lifetime | Ta=25°/40° L90B10 > 90000h              |
| Listings | ETL listed. Suitable for wet locations. |

---

**WE-EF LIGHTING USA, LLC**

410-D Keystone Drive, 15086 Warrendale, PA 15086 - Phone: +1 724 742 0030  
customersupport.usa@we-ef.com - <https://we-ef.com/us>  
Subject to technical changes and errors. - Generated on 11/23/2024

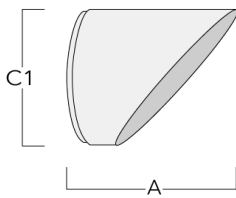
## Optical Accessories

### Glare shield

---

| Description     | Part ID  | A    | C1   |
|-----------------|----------|------|------|
| Glare shield ES | 146-0229 | 4.72 | 5.71 |

---



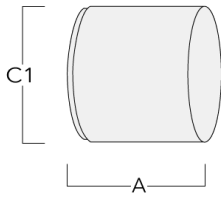
**FLC141 LED RAIL66**

**Snoot**

---

| Description | Part ID  | A    | C1   |
|-------------|----------|------|------|
| Snoot ET    | 146-0398 | 4.72 | 5.70 |

---



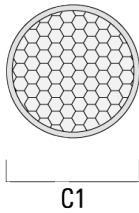
---

**Honeycomb louvre**

---

| Description   | Part ID  | C1   |
|---------------|----------|------|
| IW-FLC141-LED | 146-0626 | 5.70 |

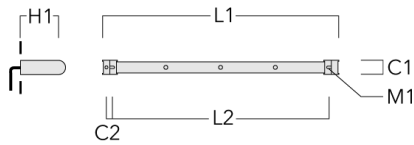
---



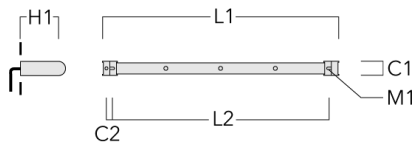
**Mounting Accessories**

**Universal**

| Description               | Part ID  | C1   | C2   | H1   | M1  | Weight (lb) | L1    | L2    |
|---------------------------|----------|------|------|------|-----|-------------|-------|-------|
| 2 Mains outlets (L=45.28) | 310-9200 | 3.00 | 1.20 | 7.90 | 0.5 | 13.00       | 45.28 | 41.14 |

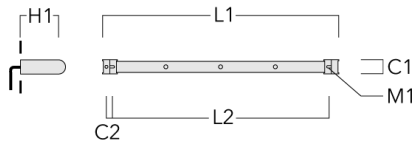


|                           |          |      |      |      |     |       |       |       |
|---------------------------|----------|------|------|------|-----|-------|-------|-------|
| 3 Mains outlets (L=45.28) | 310-9202 | 3.00 | 1.20 | 7.90 | 0.5 | 13.00 | 45.28 | 41.14 |
|---------------------------|----------|------|------|------|-----|-------|-------|-------|

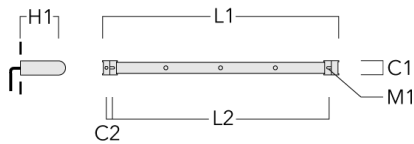


**FLC141 LED RAIL66**

| Description               | Part ID  | C1   | C2   | H1   | M1  | Weight (lb) | L1    | L2    |
|---------------------------|----------|------|------|------|-----|-------------|-------|-------|
| 3 Mains outlets (L=64.69) | 310-9210 | 3.00 | 1.18 | 7.90 | 0.5 | 15.90       | 64.69 | 60.83 |



|                           |          |      |      |      |   |           |       |       |
|---------------------------|----------|------|------|------|---|-----------|-------|-------|
| 4 Mains outlets (L=64.69) | 310-9212 | 3.00 | 1.18 | 7.90 | 5 | 13.00 lbs | 64.69 | 60.83 |
|---------------------------|----------|------|------|------|---|-----------|-------|-------|



**WE-EF LIGHTING USA, LLC**

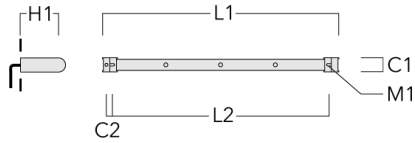
410-D Keystone Drive, 15086 Warrendale, PA 15086 - Phone: +1 724 742 0030

customersupport.usa@we-ef.com - <https://we-ef.com/us>

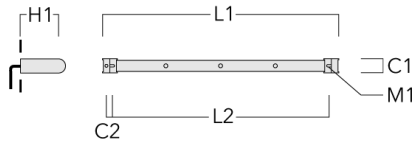
Subject to technical changes and errors. - Generated on 11/23/2024

**FLC141 LED RAIL66**

| Description               | Part ID  | C1   | C2   | H1   | M1  | Weight (lb) | L1    | L2    |
|---------------------------|----------|------|------|------|-----|-------------|-------|-------|
| 4 Mains outlets (L=84.65) | 310-9220 | 3.00 | 1.18 | 7.90 | 0.5 | 18.76       | 84.65 | 80.51 |



|                           |          |      |      |      |     |       |       |       |
|---------------------------|----------|------|------|------|-----|-------|-------|-------|
| 6 Mains outlets (L=84.65) | 310-9222 | 3.00 | 1.18 | 7.90 | 0.5 | 18.76 | 84.65 | 80.51 |
|---------------------------|----------|------|------|------|-----|-------|-------|-------|



**WE-EF LIGHTING USA, LLC**

410-D Keystone Drive, 15086 Warrendale, PA 15086 - Phone: +1 724 742 0030  
 customersupport.usa@we-ef.com - <https://we-ef.com/us>

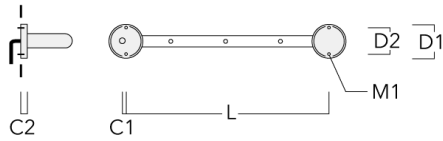
Subject to technical changes and errors. - Generated on 11/23/2024



**FLC141 LED RAIL66**

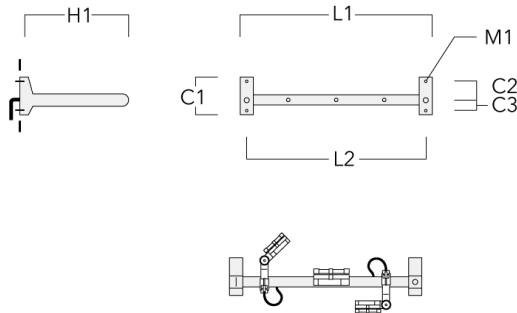
**Flat Surface Fitters**

| Description            | Part ID  | C1   | C2   | D1  | D2  | L    | M1  | Weight (lb) |
|------------------------|----------|------|------|-----|-----|------|-----|-------------|
| Surface fitters (pair) | 310-9290 | 0.79 | 1.18 | 7.1 | 5.5 | 42.1 | .35 | 3.70        |



**Cantilever**

| Description               | Part ID  | C1   | C2   | C3   | H1    | M1   | Weight (lb) | L1    | L2    |
|---------------------------|----------|------|------|------|-------|------|-------------|-------|-------|
| 2 Mains outlets (L=45.28) | 310-9230 | 8.66 | 4.72 | 2.36 | 23.62 | 0.51 | 26.46       | 45.28 | 42.13 |



**WE-EF LIGHTING USA, LLC**

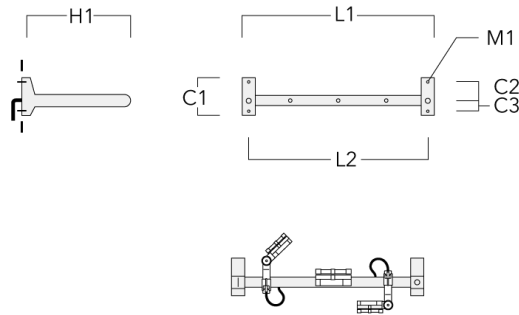
410-D Keystone Drive, 15086 Warrendale, PA 15086 - Phone: +1 724 742 0030

customersupport.usa@we-ef.com - <https://we-ef.com/us>

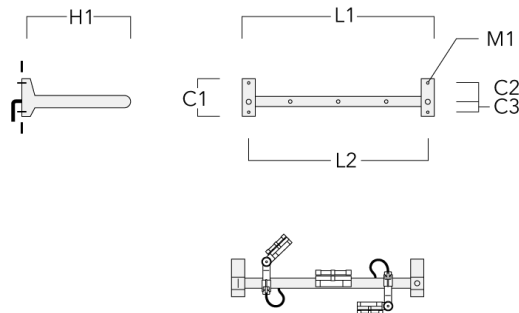
Subject to technical changes and errors. - Generated on 11/23/2024

**FLC141 LED RAIL66**

| Description               | Part ID  | C1   | C2   | C3   | H1    | M1   | Weight (lb) | L1    | L2    |
|---------------------------|----------|------|------|------|-------|------|-------------|-------|-------|
| 3 Mains outlets (L=45.28) | 310-9232 | 8.66 | 4.72 | 2.36 | 23.62 | 0.51 | 26.46       | 45.28 | 42.13 |



|                           |          |      |      |      |       |      |       |       |       |
|---------------------------|----------|------|------|------|-------|------|-------|-------|-------|
| 3 Mains outlets (L=64.69) | 310-9240 | 8.66 | 4.72 | 2.36 | 23.62 | 0.51 | 29.32 | 64.96 | 61.81 |
|---------------------------|----------|------|------|------|-------|------|-------|-------|-------|

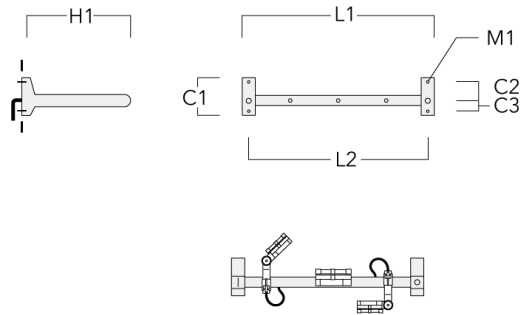


**WE-EF LIGHTING USA, LLC**

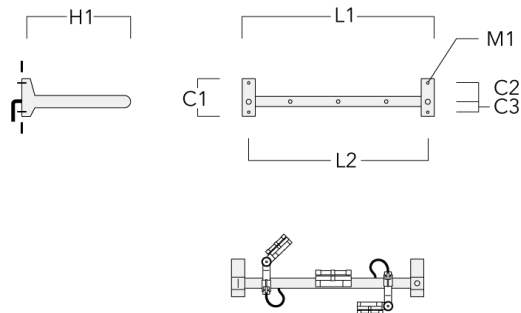
410-D Keystone Drive, 15086 Warrendale, PA 15086 - Phone: +1 724 742 0030  
 customersupport.usa@we-ef.com - <https://we-ef.com/us>  
 Subject to technical changes and errors. - Generated on 11/23/2024

**FLC141 LED RAIL66**

| Description               | Part ID  | C1   | C2   | C3   | H1    | M1   | Weight (lb) | L1    | L2    |
|---------------------------|----------|------|------|------|-------|------|-------------|-------|-------|
| 4 Mains outlets (L=64.69) | 310-9242 | 8.66 | 4.72 | 2.36 | 23.62 | 0.51 | 29.32       | 64.96 | 61.81 |



|                           |          |      |      |      |       |      |       |       |       |
|---------------------------|----------|------|------|------|-------|------|-------|-------|-------|
| 4 Mains outlets (L=84.65) | 310-9250 | 8.66 | 4.72 | 2.36 | 23.62 | 0.51 | 32.19 | 84.65 | 81.49 |
|---------------------------|----------|------|------|------|-------|------|-------|-------|-------|

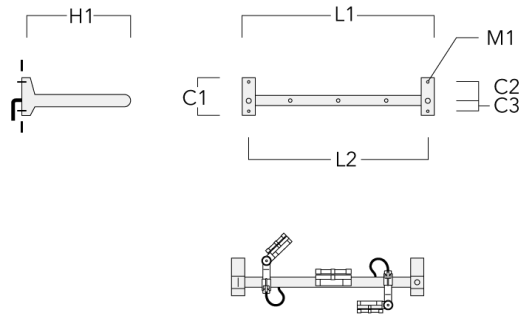


**WE-EF LIGHTING USA, LLC**

410-D Keystone Drive, 15086 Warrendale, PA 15086 - Phone: +1 724 742 0030  
 customersupport.usa@we-ef.com - <https://we-ef.com/us>  
 Subject to technical changes and errors. - Generated on 11/23/2024

**FLC141 LED RAIL66**

| Description               | Part ID  | C1   | C2   | C3   | H1    | M1   | Weight (lb) | L1    | L2   |
|---------------------------|----------|------|------|------|-------|------|-------------|-------|------|
| 6 Mains outlets (L=84.65) | 310-9252 | 8.66 | 4.72 | 2.36 | 23.62 | 0.51 | 32.19       | 84.65 | 81.5 |



**WE-EF LIGHTING USA, LLC**

410-D Keystone Drive, 15086 Warrendale, PA 15086 - Phone: +1 724 742 0030  
 customersupport.usa@we-ef.com - <https://we-ef.com/us>

Subject to technical changes and errors. - Generated on 11/23/2024