



Description

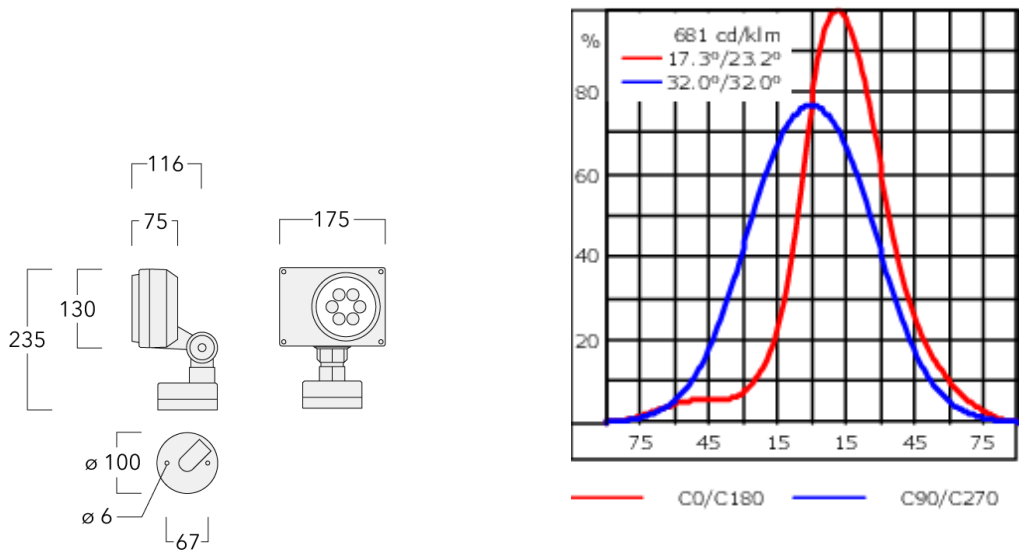
IP66, Class I. IK07. Marine-grade, die-cast aluminium alloy. 5CE superior corrosion protection + primer including PCS hardware. Silicone CCG® Controlled Compression Gasket. Safety glass lens. Integral EC electronic converter in thermally separated compartment. CAD-optimised optics for superior illumination and glare control. OLC® One LED Concept. Factory installed LED circuit board. The luminaire is factory- sealed and does not need to be opened during the installation. Optional 2200 K version available. To be specified at time of ordering.

Weight	2.20 kg
Light distribution	wallwash
Light source	LED-6/12W / 700 mA - 3000 K
CRI	80
Power supply	EC
LEDs	6
Rated input power	14.5 W

Nominal Lumen (lm)	
LED Lumen	290
Total Lumen	1740
Tj	85

Rated lumens (lm)	
LED Lumen	190.4
Total Lumen	1142.4
Ta	25

FLD121 LED #2



Specifications

Material description

Body	Marine-grade, die-cast aluminium alloy
Lens	Safety glass lens
Colours	<div><div></div> RAL9004 Signal black</div> <div><div></div> RAL9006 White aluminium</div> <div><div></div> RAL9007 Grey aluminium</div>
Gasket	Silicone CCG® Controlled Compression Gasket
Fasteners	PCS Polymer Coated Stainless Steel Hardware (unpainted)
Ingress protection	IP66
Impact resistance	IK07
Corrosion resistance	5CE+Primer

Electrical description

Power supply	230V / 50 Hz
Driver / Ballast	Integral EC electronic converter in thermally-separated compartment

Additional information

Lifetime	Ta=40° L90B10 > 90000h
Warranty	The product is supplied with 10-year warranty. Please refer to the LED Warranty Statement located on <a href="http://www.we-ef.com">www.we-ef.com</a> for further details.

WE-EF LIGHTING Pty Ltd

47 Tarnard Drive, 3195 Braeside, Victoria - Phone: +61 3 8587 0444 - Fax: +61 3 8587 0499  
info.australia@we-ef.com - <https://we-ef.com/aus>  
Subject to technical changes and errors. - Generated on 26/07/2025

Mounting Accessories

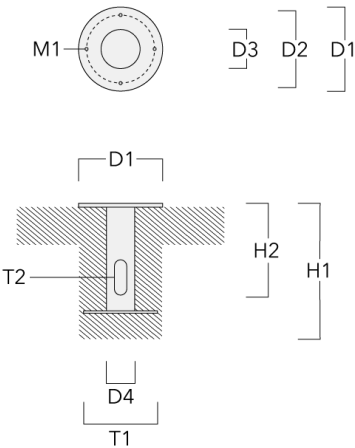
Ground spike EF

Description	Part ID	H1	Weight (kg)
Ground spike EF1-2/M5 for FLD100	145-9196	270	1.00



Planted root

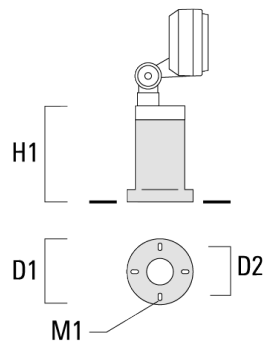
Description	Part ID	D1	D2	D3	D4	H1	H2	M1	T1	T2	Weight (kg)
Planted root ESV4	300-0464-AP	220	190	60	102	400	350	8	200	50 x 100	5.50



FLD121 LED #2

Short post EM

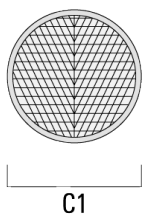
Description	Part ID	D1	D2	H1	M1	Weight (kg)
Short post EM1-2/M5	145-9200	160	130	200	9	1.10



Optical Accessories

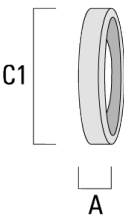
Wallwash lens

Description	Part ID	C1
Wallwash lens IO-20	145-9479	97



Optical Adaptor

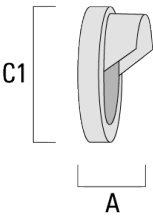
Description	Part ID	A	C1
External optical adaptor EA	145-9530	57	109



FLD121 LED #2

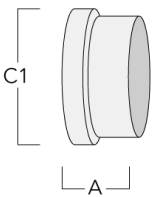
Glare shield

Description	Part ID	A	C1
Glare shield ES	145-9531	57	109



Snoot

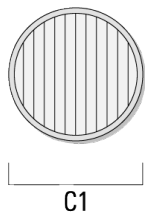
Description	Part ID	A	C1
Snoot ET	145-9532	57	109



FLD121 LED #2

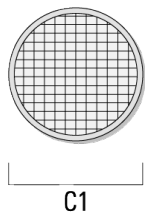
Linear spread lens

Description	Part ID	C1
E0-180	145-9533	101



Surface wash lens

Description	Part ID	C1
E0-360	145-9534	101



## Control

### 1-10 V analogue dimming interface

Description	Part ID	C
1-10 V analogue dimming interface	430-0011	90

### DALI interface

Description	Part ID	Additional information
DALI interface	430-0013	<p>DALI variant. The luminaire is equipped with a DT6 Dali driver (Dali 2.0).</p> <p>Dali 2.0</p> <ul style="list-style-type: none"><li>-Application controllers and Input devices defined</li><li>-Single-masters and multi-masters allowed</li><li>-Event priorities defined</li><li>-Separate addressing &amp; grouping from control gear</li></ul> <p>Note: Mixing Dali 1 and Dali 2.0 drivers can cause problems because the addressing and the command scope has changed!</p>