

FLD131 LED



Description

IP66, Class I. IK07. Marine-grade, die-cast aluminium alloy. 5CE superior corrosion protection + primer including PCS hardware. Safety glass lens. Silicone CCG® Controlled Compression Gasket. Luminaire is factory-sealed and does not need to be opened during installation. Integral EC electronic converter in thermally-separated compartment. Advanced thermal management protects LEDs while optimising lumens output. CAD-optimised optics for superior illumination and glare control.

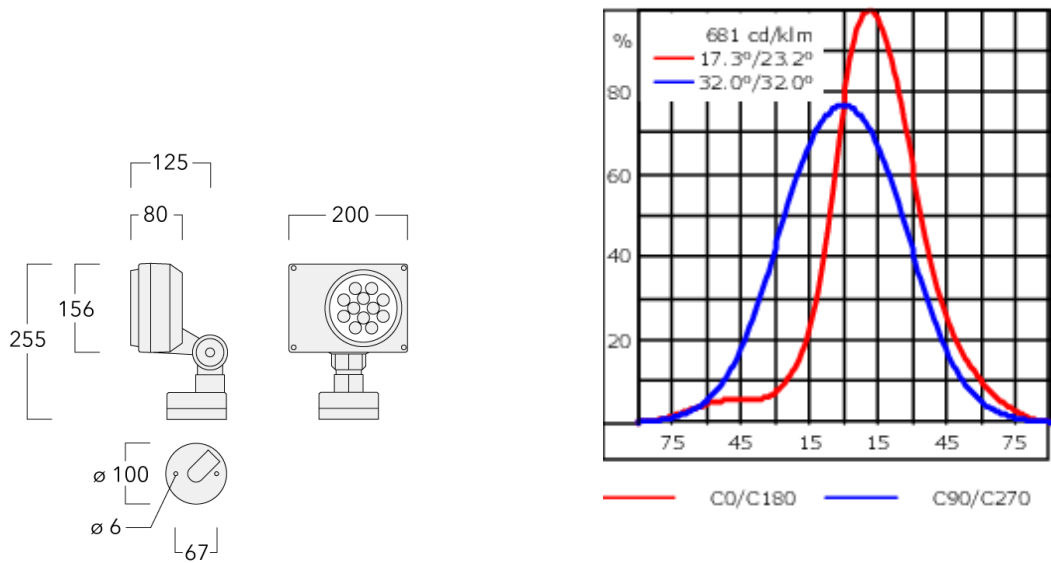
2700 K option available on request. Optional 2200 K version available. To be specified at time of ordering.

Weight	3.30 kg
Light distribution	wallwash
Light source	LED-12/24W / 700 mA - 3000 K
CRI	80
Power supply	EC
LEDs	12
Rated input power	27 W

Nominal Lumen (lm)	
LED Lumen	290
Total Lumen	3480
Tj	85

Rated lumens (lm)	
LED Lumen	190.4
Total Lumen	2284.9
Ta	25

FLD131 LED



Specifications

Material description

Body	Marine-grade, die-cast aluminium alloy
Lens	Safety glass lens
Colours	<div><div></div> RAL9004 Signal black</div> <div><div></div> RAL9006 White aluminium</div> <div><div></div> RAL9007 Grey aluminium</div>
Gasket	Silicone CCG® Controlled Compression Gasket
Fasteners	PCS Polymer Coated Stainless Steel Hardware (unpainted)
Ingress protection	IP66
Impact resistance	IK07
Corrosion resistance	5CE+Primer

Electrical description

Power supply	230V / 50 Hz
Driver / Ballast	Integral EC electronic converter in thermally-separated compartment

Additional information

Lifetime	Ta=40° L90B10 > 90000h
Warranty	The product is supplied with 10-year warranty. Please refer to the LED Warranty Statement located on www.we-ef.com for further details.

WE-EF LIGHTING Pty Ltd

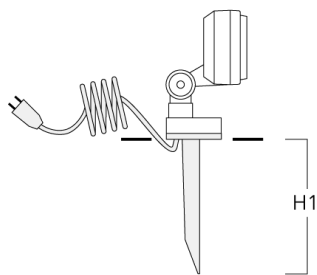
47 Tarnard Drive, 3195 Braeside, Victoria - Phone: +61 3 8587 0444 - Fax: +61 3 8587 0499
info.australia@we-ef.com - <https://we-ef.com/aus>
Subject to technical changes and errors. - Generated on 07/09/2025

FLD131 LED

Mounting Accessories

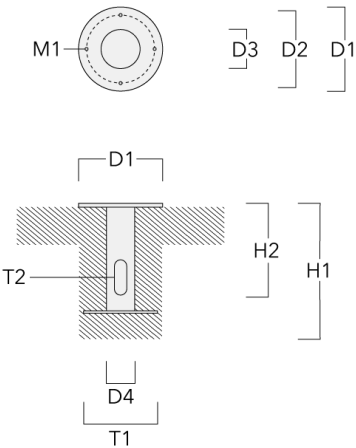
Ground spike EF

Description	Part ID	H1	Weight (kg)
Ground spike EF1-2/M5 for FLD100	145-9196	270	1.00



Planted root

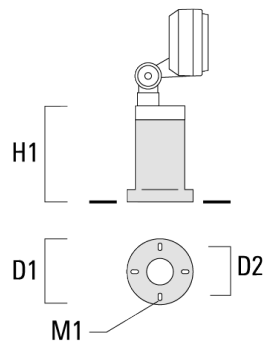
Description	Part ID	D1	D2	D3	D4	H1	H2	M1	T1	T2	Weight (kg)
Planted root ESV4	300-0464-AP	220	190	60	102	400	350	8	200	50 x 100	5.50



FLD131 LED

Short post EM

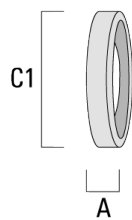
Description	Part ID	D1	D2	H1	M1	Weight (kg)
Short post EM1-2/M5	145-9200	160	130	200	9	1.10



Optical Accessories

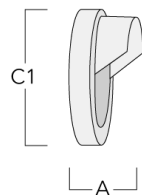
Optical Adaptor

Description	Part ID	A	C1
External optical adaptor EA	145-9570	70	134



Glare shield

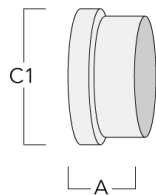
Description	Part ID	A	C1
Glare shield ES	145-9571	70	134



FLD131 LED

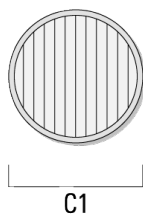
Snoot

Description	Part ID	A	C1
Snoot ET	145-9572	70	134



Linear spread lens

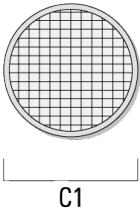
Description	Part ID	C1
EO-180-FLD131-LED	145-9573	130



FLD131 LED

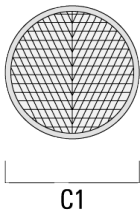
Surface wash lens

Description	Part ID	C1
EO-360-FLD131-LED	145-9574	130



Wallwash lens

Description	Part ID	C1
Wallwash lens IO-20	145-9577	125



Control

1-10 V analogue dimming interface

Description	Part ID	C
1-10 V analogue dimming interface	430-0011	90

DALI interface

Description	Part ID	Additional information
DALI interface	430-0013	<p>DALI variant. The luminaire is equipped with a DT6 Dali driver (Dali 2.0).</p> <p>Dali 2.0</p> <ul style="list-style-type: none">-Application controllers and Input devices defined-Single-masters and multi-masters allowed-Event priorities defined-Separate addressing & grouping from control gear <p>Note: Mixing Dali 1 and Dali 2.0 drivers can cause problems because the addressing and the command scope has changed!</p>